

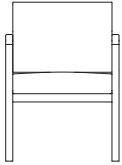
Price List Effective Dates:
Pricing 03.02.20
Revision 11.23.20



▶ See page

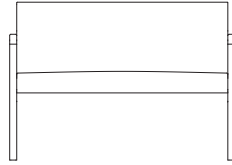
Statement of Line	TW.2
Pricing	TW.3
Guest	TW.3
Patient	TW.4
Bariatric	TW.4
Surface Materials	TW.5
Finishes	TW.5
Upholstery	TW.6

Table of Contents	➤ See page TW.1
Statement of Line	TW.2
Pricing	TW.3
Surface Materials	TW.5




Guest Chair

➤ See page TW.3 to specify.




Guest Settee

➤ See page TW.3 to specify.



Patient Chair

➤ See page TW.4 to specify.



Bariatric Chair

➤ See page TW.4 to specify.


➤ See individual pricing pages for dimensions.

TWILL™ SEATING


Guest Seating

Pricing

Table of Contents	➤ See page TW.1
Statement of Line	TW.2
Pricing	TW.3
Surface Materials	TW.5



Chair



Settee

Features

- Kiln-dried European beech frame
- Wall-saver legs
- Curved, open arms with radiused edges
- Clean-out

Options

- Moisture-barrier on the seat or seat and inside back

How to Specify

- 1 Model
- 2 Back fabric grade or Alliance prefix + fabric grade
- 3 Back fabric number
- 4 Seat fabric grade or Alliance prefix + fabric grade
- 5 Seat fabric number
- 6 Wood finish price group:
STD = Group 1
- 7 Wood finish designator
- 8 Moisture barrier:
X = None
MB1 = Seat (+\$112)
MB2 = Inside back and seat (+\$195)

Model	Description	Kimball In-Line Upholstery Pricing									Shipping		GSA
		1 or COM	2	3 or COL	4	5	6	7	L7	L8	lbs.	Cubic Feet	SIN
KA2G1UOACO	Chair	\$1552	1633	1681	1734	1808	1885	1962	2281	2461	60.0	12.7	Pending
KA2G2UOACO	Settee	\$2353	2550	2664	2795	2976	3161	3347	4122	4559	87.0	25.3	Pending

Model	Alliance Program Upholstery Pricing																	
	A	B	C	D	E	F	G	H	I	J	K	L	M	N	O	P	Q	R
KA2G1UOACO	\$1669	1728	1773	1817	1864	1921	1957	2018	2069	2124	2209	2383	2490	2515	2535	2562	2590	2706
KA2G2UOACO	\$2637	2779	2888	2997	3112	3248	3336	3483	3609	3740	3947	4368	4630	4690	4739	4805	4870	5154


Description	Dimensions (Inches)							COM (Yards)				COL	
	Overall			Seat			Arm	1-4"			5-11"	12-18"	Sq.
	H	W	D	H	W	D	H	Non-Dir.	Repeat	Repeat	Repeat	Feet	
Chair	33 ³ / ₄	24	27 ³ / ₁₆	18 ³ / ₄	21	19 ⁵ / ₈	27	Entire Unit	1.7	2.3	3.6	4.0	34.3
								Back	1.4	1.7	1.8	2.0	28.2
								Seat	1.1	2.2	2.3	3.0	22.7
Settee	33 ³ / ₄	48	27 ³ / ₁₆	18 ³ / ₄	45	19 ⁵ / ₈	27	Entire Unit	3.1	3.4	3.8	4.7	60.9
								Back	1.8	2.0	2.4	2.9	36.5
								Seat	1.6	2.0	2.3	3.2	31.5

TWILL™ SEATING


Patient Chair & Bariatric Chair

Pricing

Table of Contents	➤ See page TW.1
Statement of Line	TW.2
Pricing	TW.3
Surface Materials	TW.5



Patient Chair



Bariatric Chair

Features

- Kiln-dried European beech frame
- Wall-saver legs
- Curved, open arms with radiused edges
- Clean-out

Options

- Moisture-barrier on the seat or seat and inside back

How to Specify

- 1 Model
- 2 Back fabric grade or Alliance prefix + fabric grade
- 3 Back fabric number
- 4 Seat fabric grade or Alliance prefix + fabric grade
- 5 Seat fabric number
- 6 Wood finish price group:
STD = Group 1
- 7 Wood finish designator
- 8 Moisture barrier:
X = None
MB1 = Seat (+\$112)
MB2 = Inside back and seat (+\$195)

Model	Description	Kimball In-Line Upholstery Pricing										Shipping		GSA
		1 or COM	2	3 or COL	4	5	6	7	L7	L8	lbs.	Cubic Feet	SIN	
KA2P1UOACO	Patient chair	\$1652	1743	1795	1856	1938	2023	2109	2465	2667	58.0	16.1	Pending	
KA2BA1UOACO	Bariatric chair	\$2138	2238	2296	2363	2455	2549	2644	3039	3261	80.0	16.9	Pending	

Model	Alliance Program Upholstery Pricing																	
	A	B	C	D	E	F	G	H	I	J	K	L	M	N	O	P	Q	R
KA2P1UOACO	\$1783	1848	1898	1948	2001	2063	2103	2172	2229	2290	2385	2578	2698	2727	2749	2779	2809	2940
KA2BA1UOACO	\$2283	2355	2411	2467	2525	2594	2638	2714	2778	2845	2950	3164	3297	3328	3353	3386	3419	3564

Description	Dimensions (Inches)								COM (Yards)				COL
	Overall			Seat			Arm		1-4"		5-11"	12-18"	Sq.
	H	W	D	H	W	D	H	Non-Dir.	Repeat	Repeat	Repeat	Feet	
Patient chair	43	24	27 ³ / ₁₆	18 ³ / ₄	21	19 ⁵ / ₈	27	Entire Unit	2.0	2.5	4.0	5.0	39.8
								Back	1.8	2.0	2.3	2.7	35.4
								Seat	1.1	1.5	2.3	3.0	22.7
Bariatric chair	34 ¹ / ₈	32	27 ³ / ₁₆	18 ³ / ₄	29	19 ⁵ / ₈	27	Entire Unit	2.7	3.2	3.5	4.2	54.2
								Back	1.4	1.5	1.9	2.0	28.2
								Seat	1.4	1.9	2.3	3.0	27.7

TWILL™ SEATING

Finishes

Surface Materials

Table of Contents	▶ See page TW.1
Statement of Line	TW.2
Pricing	TW.3
Surface Materials	TW.5

Wood

Applies to:

- Twill seating

AD	Almond
MC	Amber
IM	Brighton
CO	Canyon
CC	Cordoba
DF	Driftwood
ES	Espresso
TM	Huntington
MW	Midtown
MH	Mocha
YO	Monterey
PB	Portobello
792	Sable
SC	Sedona
TW	Tribeca
NW	Tuscan
UW	Urban

- ▶ See the *Kimball Surface Materials Reference Guide* at www.kimball.com for a complete overview of the Kimball materials program, including:
- Characteristics of wood
 - Special wood finishes
 - Customer-specified laminate (CSL)
 - Customer-specified paint (CSP)
 - Fabric application and colorways
 - Customer's own material (COM) process overview
 - Alliance program
 - TB133 process

IMPORTANT: Wood finishes applied to solid hardwood are complementary to the same wood finish applied to wood veneer, but not an exact match.

- ▶ Contact Customer Service for more information.

Table of Contents	➤ See page TW.1
Statement of Line	TW.2
Pricing	TW.3
Surface Materials	TW.5

Applies to:

- Twill seating

Kimball Seating Fabric

Price Grades 1–7

➤ See the *Surface Materials Reference Guide* at www.kimball.com for the most up-to-date list of available seating fabric patterns.

Kimball Leather

Price Grades L7 and L8

➤ See the *Surface Materials Reference Guide* at www.kimball.com for the most up-to-date list of available seating leather.

Alliance Program Fabric

Price Grades A–T

➤ See Surface Materials at www.kimball.com for a wide variety of graded-in fabrics from Arc-Com, Carnegie, CF Stinson, EnviroLeather, KnollTextiles, Maharam, Mayer Fabrics, Momentum, and Ultrafabrics.

➤ Contact Customer Service for pricing for grades S and T.

➤ See the *Kimball Surface Materials Reference Guide* at www.kimball.com for a complete overview of the Kimball materials program, including:

- Characteristics of wood
- Special wood finishes
- Customer-specified laminate (CSL)
- Customer-specified paint (CSP)
- Fabric application and colorways
- Customer’s own material (COM) process overview
- Alliance program
- TB133 process

Kimball has analyzed each model to most accurately reflect the COM yardage requirements shown on the pricing pages. The yardage requirement for each model is based on 54"W fabric and cutting the fabric up the roll.

For COM widths other than 54", increase the yardage requirement by the factors below:

<i>Fabric width</i>	<i>Increase yardage</i>
50"–53"	15%
48"–49"	30%
45"–47"	45%

If repeat is larger than 18", contact Customer Service to confirm the correct amount of yardage required.

When ordering 10 or more chairs in the same COM, yardage requirements may be reduced.

➤ Contact Customer Service.