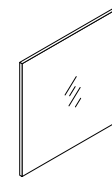
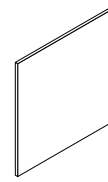
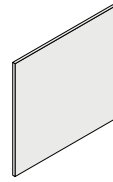
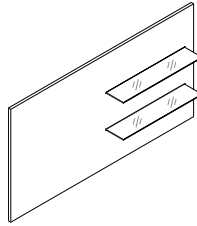
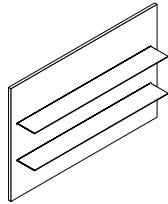
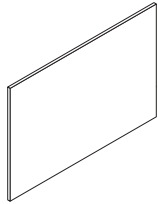


**Price List Effective Dates:**  
 Pricing 02.04.19  
 Revision 01.16.19

	See page
<b>Statement of Line</b>	11.2
Wall Panels	11.2
Wall-Mount & Floor Storage	11.3
Freestanding Storage	11.4
<b>Planning</b>	11.5
Storage	11.5
Locking Information	11.6
<b>Pricing</b>	11.7
Wall Panels	11.7
Wall Cubbies	11.12
Floor Cabinets	11.17
Buffet/Media Credenzas	11.25
Serving Carts	11.28
Lectern	11.29
<b>Surface Materials</b>	11.30
Wood	11.30
Laminate	11.31
Paint	11.32
Fabric	11.33
Felt	11.34

IMPORTANT: All dimensions shown below are nominal and have been rounded to the nearest inch. Refer the appropriate pricing pages for actual dimensions.



**TFL or Wood Wall Panels**

See pages 11.7–11.9 to specify.

- = Blank wall panels
- = Full-width wood or glass shelves
- = Half-width wood or glass shelves

**Fabric Wall Panels**

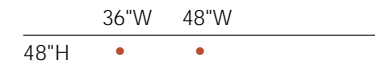
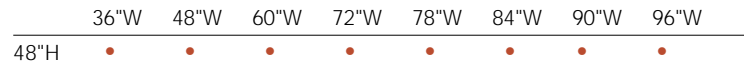
See page 11.10 to specify.

**Markerboard Wall Panels**

See page 11.10 to specify.

**Glass Wall Panels**

- = Magnetic glass
  - = Non-magnetic glass
- See page 11.11 to specify.



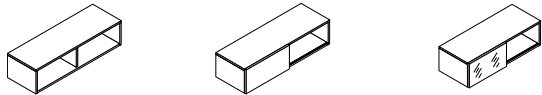
*Note: Veneer wood grain runs vertically on wall panels; TFL wood-grain runs horizontally.*

# Storage

Statement of Line

Wall-Mount or Floor

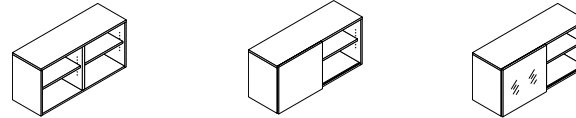
IMPORTANT: All dimensions shown below are nominal and have been rounded to the nearest inch. Refer the appropriate pricing pages for actual dimensions.



### Wall Cubbies

- Available in:
- Open (wood or TFL chassis)
  - TFL sliding door (TFL chassis)
  - Wood sliding door (wood chassis)
  - Painted wood sliding door (wood or TFL chassis)
  - Glass sliding door (wood or TFL chassis)
- See pages 11.12–11.16 to specify.

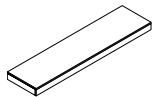
	30"W	36"W	42"W	48"W	60"W	72"W	78"W	84"W	90"W	96"W
10"H	•	•	•	•	•	•	•	•	•	•



### Floor Cabinets

- Available in:
- Open (wood or TFL chassis)
  - TFL sliding door (TFL chassis)
  - Wood sliding door (wood chassis)
  - Painted wood sliding door (wood or TFL chassis)
  - Glass sliding door (wood or TFL chassis)
- See pages 11.17–11.21 to specify.

	30"W	36"W	42"W	48"W
10"H	•	•	•	•
14"H	•	•	•	•
20"H	•	•	•	•



### Platform Bases

See page 11.22 to specify.

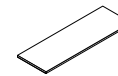
	30"W	36"W	42"W	48"W	60"W	72"W	78"W	84"W	90"W	96"W
4"H	•	•	•	•	•	•	•	•	•	•



### Legs

See page 11.23 to specify.

4"H	•
-----	---



### Felt Pads

See page 11.24 to specify.

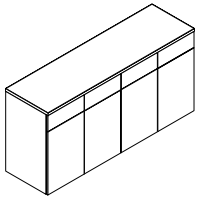
	30"W	36"W	42"W	48"W	60"W	72"W	78"W
1/8"H	•	•	•	•	•	•	•

## Storage

Statement of Line

IMPORTANT: All dimensions shown below are nominal and have been rounded to the nearest inch. Refer the appropriate pricing pages for actual dimensions.

### Freestanding Storage



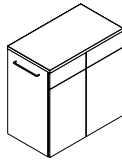
#### Buffet/Media Credenzas

Available with:

- Doors
- Doors and drawers

See page 11.25 to specify.

	48"W	72"W	90"W
29"H	•	•	•
36"H	•	•	•



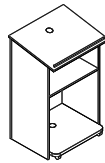
#### Serving Carts

Available with:

- Doors
- Doors and drawers

See page 11.28 to specify.

	36"W
41"H	•



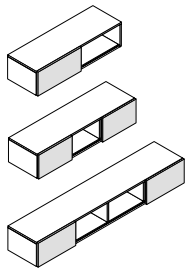
#### Lectern

See page 11.29 to specify.

	27"W
47"h	•

Statement of Line	See page 11.2
Planning	11.5
Pricing	11.7
Surface Materials	11.30

Details

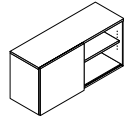


**Open and sliding-door cubbies** are 10"H and available in several widths ranging from 30"-96" for wall-mount applications. They are available in: are available in TFL or wood, with several door options from which to choose. Back panels are inset between the end panels for a flush fit against the wall.

**Door and compartment configurations for cubbies** include:

- 30"W and 36"W cubbies features one door and two compartments
- 42"W and 48"W cubbies have two doors and three compartments
- 50"W-96"W cubbies have two doors and four compartments

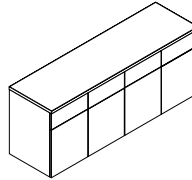
Support panels divide the cubbies into separate compartments.



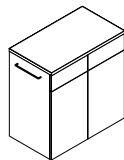
**Floor storage** is available in open and sliding-door models in three heights (10", 14", and 20") and in four widths (30", 36", 42", and 48"). They are available in wood or TFL, with several door options from which to choose. They feature a finished interior, sides, and top.

**Door and compartment configurations for floor storage** include:

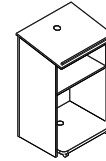
- 30"W and 36"W units features one door and two compartments
  - 42"W and 48"W units have two doors and three compartments
- Support panels divide the unit into separate compartments.



**Buffet credenza** is available in TFL or wood veneer and is offered with doors only or with doors and drawers. Top features a flat rim profile on four sides. Back is finished. Grommets, back ventilation, and locking is optional. Locks, if specified, are available keyed randomly or specific.



**Serving cart** includes black wire handles on both each side. Touch latch doors and drawers are standard; there is one adjustable shelf behind the doors. Four, concealed, locking dual-wheel casters (black) are standard. Locking is optional; if specified, lock is available keyed randomly or specific. Available in TFL or wood veneer.



**Lectern** features a flat rim on all four sides, a fixed shelf in the lower section, and sloped presentation surface with pencil/paper ledge. Cord management options are available; up-charge applies. Locking dual-wheel casters (black) are standard; casters on the approach side are concealed from view. Available in TFL or wood veneer.

Connections

**Cubbies** mount with 2" wall-mount brackets; shipped standard.

**Floor storage units** may be ganged together facing the same direction or reversed to one another.

Planning Factors

**Floor storage units** are intended to be used with a platform base or legs. All floor storage units larger than 36"W will require 5 legs for adequate support.

Related Products

**Felt pads** are available for storage unit tops to add a decorative look. See page 11.24.

## Locking Information

Planning

For Buffet/Media Credenzas and Serving Carts

† GSA Non-Contract

### Stow™ buffet/media cabinets and serving carts can be specified as:

- Non-locking (standard)
  - Key random
  - Key specific
- Lock cores are shipped separately for field installation.

### Black lock cores and black hinged keys are identical to the ones available on the following Caseloads products:

- Definition
- Priority
- Transcend

### Silver lock cores are matte nickel and have black hinged keys. These lock cores and keys are identical to the ones available on the following products:

- Definition
- Fluent
- Priority

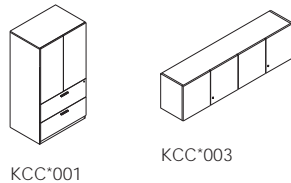
### Key Random Option:

When key random option is selected, key numbers will be assigned arbitrarily at the factory with key numbers ranging from KCCB001 to KCCB300 (black) or KCCG001 to KCCG100 (silver).

Randomly numbered lock core(s) will ship standard along with your order for field installation.



KCC\*001 KCC\*002 KCC\*001



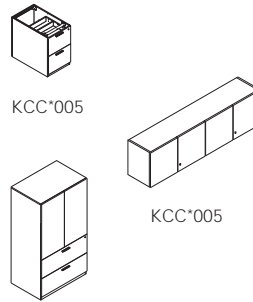
KCC\*001 KCC\*003

With random keying, different furniture units may or may not have the same key number. If you must have all locks keyed differently or all locks keyed the same, choose the key specific option.

### Key Specific Option:

When key specific option is selected, the storage unit will be pre-drilled to accept a lock core; however, no lock cores will be shipped standard with the unit. If lock cores are standard on the unit, the price of the unit is reduced by the price of the lock core or cores.

You must specify lock core(s) separately for key specific option; specify any key number from KCCB001 to KCCB300 (black) or KCCG001 to KCCG100 (silver).



KCC\*005 KCC\*005

To key all the furniture units in a workstation or department alike, choose the key specific option and order the quantity of locks needed for your installation.

**Standard key** that ships with the lock core can be used for the initial installation of the lock core in the field.

**Change key model KCCB1CK** allows removal of lock cores within these key ranges:  
KCCB001–KCCB300  
KCCG001–KCCG100

IMPORTANT: A change key, specified separately, is required to remove lock cores in the field.

**Master key model KC2GMK** will unlock any lock within these key ranges:  
KCCB001–KCCB300  
KCCG001–KCCG100

Statement of Line	See page 11.2
Planning	11.5
Pricing	11.7
Surface Materials	11.30

*Model/Key Range* *Price*



### Black Lock Core with Black Hinged Key

KCCB001 to KCCB300 † \$27



### Silver Lock Core with Black Hinged Key

KCCG001 to KCCG100 † \$27

### Change Key

KCCB1CK † \$9

### Master Key

KC2GMK † \$15

### How to Specify

! Specify exact key number for lock cores as the model number or model number for change or master key

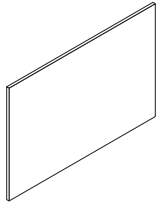
## Wall Panels

Pricing

TFL or Wood

GSA SIN 711-9

Statement of Line	See page 11.2
Planning	11.5
Pricing	11.7
Surface Materials	11.30



<i>T</i>	<i>W</i>	<i>H</i>	<i>Model</i>	<i>TFL</i>	<i>Wood</i>
<b>Without Shelves</b>					
1 1/8"	35 7/8"	48"	<b>72K3648WP</b>	\$495	\$595
1 1/8"	48"	48"	<b>72K4848WP</b>	548	747
1 1/8"	59 7/8"	48"	<b>72K6048WP</b>	628	946
1 1/8"	71 3/4"	48"	<b>72K7248WP</b>	714	1076
1 1/8"	72 3/4"	48"	<b>72K7848WP</b>	787	1183
1 1/8"	83 3/4"	48"	<b>72K8448WP</b>	865	1303
1 1/8"	89 3/4"	48"	<b>72K9048WP</b>	952	1432
1 1/8"	95 3/4"	48"	<b>72K9648WP</b>	1085	1632

### Standard Includes

- Wall panel: TFL or wood
- Attachment hardware

### How to Specify

- ! Model
- @ Material:
  - LL** = TFL
  - W** = Wood
- 3 Wood finish price group (omit for TFL):
  - STD** = Group 1
  - STD2** = Group 2 (+20%)
- 4 Wood finish or TFL color designator

For wall-mount or media cabinet applications only.

Veneer wood grain runs vertically;  
TFL woodgrain runs horizontally.

## Wall Panels

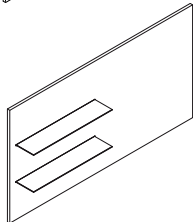
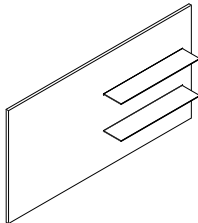
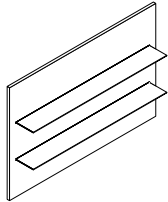
Pricing

TFL or Wood with Wood Shelves

GSA SIN 711-9

Statement of Line	See page 11.2
Planning	11.5
Pricing	11.7
Surface Materials	11.30

T	W	H	Model	TFL	Wood
<b>Full-Width Wood Shelves</b>					
1 1/8"	35 7/8"	48"	72K3648WPWDSH	\$1569	\$1979
1 1/8"	47 7/8"	48"	72K4848WPWDSH	1687	2084
1 1/8"	59 7/8"	48"	72K6048WPWDSH	1775	2192
1 1/8"	71 3/4"	48"	72K7248WPWDSH	1867	2308
1 1/8"	77 3/4"	48"	72K7848WPWDSH	2009	2430
1 1/8"	83 3/4"	48"	72K8448WPWDSH	2161	2547
1 1/8"	89 3/4"	48"	72K9048WPWDSH	2311	2640
1 1/8"	95 3/4"	48"	72K9648WPWDSH	2352	2778
<b>Blank Left and Wood Shelves Right</b>					
1 1/8"	89 3/4"	48"	72K9048WPWDSHR	\$1700	\$1949
1 1/8"	95 3/4"	48"	72K9648WPWDSHR	1874	2148
<b>Wood Shelves Left and Blank Left</b>					
1 1/8"	89 3/4"	48"	72K9048WPWDSHL	\$1700	\$1949
1 1/8"	95 3/4"	48"	72K9648WPWDSHL	1874	2148



### Standard Includes

- Wall panel: TFL or wood
- 1/4"-thick, 9 7/8"D shelves: wood
- Attachment hardware

### How to Specify

#### TFL Wall Panel

- ! Model
- @ Material:
  - LL = TFL
- 3 TFL color designator
- 4 Wood finish price group for shelves:
  - STD = Group 1
  - STD2 = Group 2 (+20%)
- 5 Wood finish designator for shelves

#### Wood Wall Panel

- ! Model
- @ Material:
  - W = Wood
- 3 Wood finish price group:
  - STD = Group 1
  - STD2 = Group 2 (+20%)
- 4 Wood finish designator

For wall-mount or media cabinet applications only.

Veneer wood grain runs vertically; TFL woodgrain runs horizontally.

Shelves are wood; TFL shelves are not available.



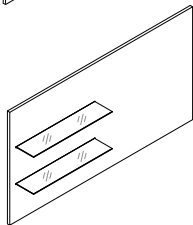
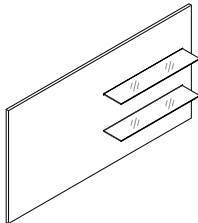
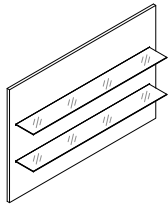
## Wall Panels

Pricing

TFL or Wood with Glass Shelves

GSA SIN 711-9

Statement of Line	See page 11.2
Planning	11.5
Pricing	11.7
Surface Materials	11.30



T	W	H	Model	TFL	Wood
<b>Full-Width Glass Shelves</b>					
1 1/8"	35 7/8"	48"	72K3648WPGLSH	\$1522	\$1919
1 1/8"	47 7/8"	48"	72K4848WPGLSH	1637	2020
1 1/8"	59 7/8"	48"	72K6048WPGLSH	1720	2127
1 1/8"	71 3/4"	48"	72K7248WPGLSH	1813	2238
1 1/8"	77 3/4"	48"	72K7848WPGLSH	1951	2356
1 1/8"	83 3/4"	48"	72K8448WPGLSH	2094	2470
1 1/8"	89 3/4"	48"	72K9048WPGLSH	2241	2445
1 1/8"	95 3/4"	48"	72K9648WPGLSH	2281	2696
<b>Blank Left and Glass Shelves Right</b>					
1 1/8"	89 3/4"	48"	72K9048WPGLSHR	\$1530	\$1752
1 1/8"	95 3/4"	48"	72K9648WPGLSHR	1687	1932
<b>Glass Shelves Left and Blank Left</b>					
1 1/8"	89 3/4"	48"	72K9048WPGLSHL	\$1530	\$1752
1 1/8"	95 3/4"	48"	72K9648WPGLSHL	1687	1932

### Standard Includes

- Wall panel: TFL or wood
- 1/4" -thick, 9 7/8"D shelves: clear glass
- Attachment hardware

### How to Specify

- ! Model
- @ Material:
  - LL = TFL
  - W = Wood
- 3 Wood finish price group (omit for TFL):
  - STD = Group 1
  - STD2 = Group 2 (+20%)
- 4 Wood finish or TFL color designator
- 5 Glass designator:
  - 3 = Clear

For wall-mount or media cabinet applications only.

Veneer wood grain runs vertically; TFL woodgrain runs horizontally.

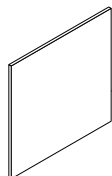
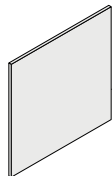
## Wall Panels

Pricing

Fabric or Markerboard

GSA SIN 711-9

Statement of Line	See page 11.2
Planning	11.5
Pricing	11.7
Surface Materials	11.30



T	W	H	COM Yardage 66"W non-dir.	Model	COM	Panel Fabric		Upholstery Fabric	
						Grade A-E	Grade 1-3	Grade 4-6	
<b>Fabric</b>									
1 1/4"	35 7/8"	48"	1.2	<b>72K3648WPTBN</b>	\$457	\$501	\$510	\$574	
1 1/4"	47 7/8"	48"	1.2	<b>72K4848WPTBN</b>	489	544	556	637	

T	W	H	Model	Price
<b>Markerboard</b>				
1 1/4"	35 7/8"	48"	<b>72K3648WPMBL</b>	\$1226
1 1/4"	47 7/8"	48"	<b>72K4848WPMBL</b>	1343

### Standard Includes

- Wall panel: fabric or markerboard
- Finished sides on fabric model
- Attachment hardware

### How to Specify

#### Fabric Wall Panel

- 1 Model
- 2 Fabric grade
- 3 Fabric number

#### Markerboard Wall Panel

- 1 Model
- 2 Markerboard finish:  
**409M** = Icey White

For wall-mount or media cabinet applications only.

Veneer wood grain runs vertically;  
TFL woodgrain runs horizontally.

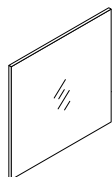
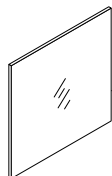
## Wall Panels

Pricing

Glass

GSA SIN 711-9

Statement of Line	See page 11.2
Planning	11.5
Pricing	11.7
Surface Materials	11.30



<i>T</i>	<i>W</i>	<i>H</i>	<i>Model</i>	<i>Price</i>
<b>Non-Magnetic</b>				
1/2"	35 7/8"	48"	<b>72K3648WPGL</b>	\$1561
1/2"	48"	48"	<b>72K4848WPGL</b>	1869

<i>D</i>	<i>W</i>	<i>H</i>	<i>Model</i>	<i>Price</i>
<b>Magnetic</b>				
1/2"	35 7/8"	48"	<b>72K3648WPMAGGL</b>	\$1996
1/2"	48"	48"	<b>72K4848WPMAGGL</b>	2702

Related Products:

<i>Model</i>	<i>Price</i>
<b>Set of 5 Magnets</b>	
<b>72KMAG5</b>	\$126

### Standard Includes

- Wall panel: writable, back-painted white glass
- Attachment hardware
- One set of 5 black magnets with magnetic wall panel

### How to Specify

#### Glass Wall Panel

! Model

#### Magnets

! Model

2 Color:

**BLK** = Black

**WHT** = White

For wall-mount or media cabinet applications only.

One set of magnets ships standard with each magnetic glass wall panel. Additional sets may be specified separately.

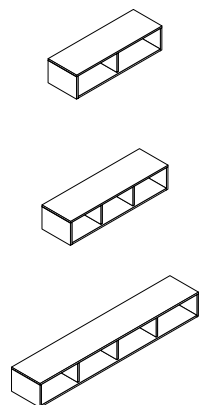
## Wall Cubbies

Pricing

Open

GSA SIN 711-9

Statement of Line	See page 11.2
Planning	11.5
Pricing	11.7
Surface Materials	11.30



<i>D</i>	<i>W</i>	<i>H</i>	<i>Number of Sections</i>	<i>Model</i>	<i>TFL</i>	<i>Wood</i>
14"	29 <sup>7</sup> / <sub>8</sub> "	10 <sup>1</sup> / <sub>4</sub> "	2	<b>72K3010WCBO</b>	\$474	\$714
14"	35 <sup>7</sup> / <sub>8</sub> "	10 <sup>1</sup> / <sub>4</sub> "	2	<b>72K3610WCBO</b>	535	800
14"	41 <sup>7</sup> / <sub>8</sub> "	10 <sup>1</sup> / <sub>4</sub> "	3	<b>72K4210WCBO</b>	620	907
14"	47 <sup>7</sup> / <sub>8</sub> "	10 <sup>1</sup> / <sub>4</sub> "	3	<b>72K4810WCBO</b>	662	1056
14"	59 <sup>7</sup> / <sub>8</sub> "	10 <sup>1</sup> / <sub>4</sub> "	4	<b>72K6010WCBO</b>	705	1336
14"	71 <sup>3</sup> / <sub>4</sub> "	10 <sup>1</sup> / <sub>4</sub> "	4	<b>72K7210WCBO</b>	737	1497
14"	77 <sup>3</sup> / <sub>4</sub> "	10 <sup>1</sup> / <sub>4</sub> "	4	<b>72K7810WCBO</b>	769	1722
14"	83 <sup>3</sup> / <sub>4</sub> "	10 <sup>1</sup> / <sub>4</sub> "	4	<b>72K8410WCBO</b>	884	1980
14"	89 <sup>3</sup> / <sub>4</sub> "	10 <sup>1</sup> / <sub>4</sub> "	4	<b>72K9010WCBO</b>	918	1752
14"	95 <sup>3</sup> / <sub>4</sub> "	10 <sup>1</sup> / <sub>4</sub> "	4	<b>72K9610WCBO</b>	1103	2102

### Standard Includes

- Chassis: TFL or wood
- Finished interior, sides, bottom, and top
- Back panel is inset between the end panels for a flush fit against the wall or media wall
- Attachment hardware

### How to Specify

- ! Model
- @ Material:
  - LL = TFL
  - W = Wood
- 3 Wood finish price group (omit for TFL):
  - STD = Group 1
  - STD2 = Group 2 (+20%)
- 4 Wood finish or TFL color designator

For wall-mount or media cabinet applications only.

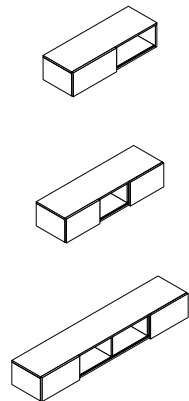
## Wall Cubbies

With Sliding TFL Door(s)

Pricing

GSA SIN 711-9

Statement of Line	See page 11.2
Planning	11.5
Pricing	11.7
Surface Materials	11.30



<i>D</i>	<i>W</i>	<i>H</i>	<i>Number of Doors</i>	<i>Number of Compartments</i>	<i>Model</i>	<i>Price</i>
14 <sup>7</sup> / <sub>8</sub> "	29 <sup>7</sup> / <sub>8</sub> "	10 <sup>1</sup> / <sub>4</sub> "	1	2	<b>72K3010WCBLLD</b>	\$649
14 <sup>7</sup> / <sub>8</sub> "	35 <sup>7</sup> / <sub>8</sub> "	10 <sup>1</sup> / <sub>4</sub> "	1	2	<b>72K3610WCBLLD</b>	669
14 <sup>7</sup> / <sub>8</sub> "	41 <sup>7</sup> / <sub>8</sub> "	10 <sup>1</sup> / <sub>4</sub> "	2	3	<b>72K4210WCBLLD</b>	775
14 <sup>7</sup> / <sub>8</sub> "	47 <sup>7</sup> / <sub>8</sub> "	10 <sup>1</sup> / <sub>4</sub> "	2	3	<b>72K4810WCBLLD</b>	842
14 <sup>7</sup> / <sub>8</sub> "	59 <sup>7</sup> / <sub>8</sub> "	10 <sup>1</sup> / <sub>4</sub> "	2	4	<b>72K6010WCBLLD</b>	899
14 <sup>7</sup> / <sub>8</sub> "	71 <sup>3</sup> / <sub>4</sub> "	10 <sup>1</sup> / <sub>4</sub> "	2	4	<b>72K7210WCBLLD</b>	972
14 <sup>7</sup> / <sub>8</sub> "	77 <sup>3</sup> / <sub>4</sub> "	10 <sup>1</sup> / <sub>4</sub> "	2	4	<b>72K7810WCBLLD</b>	1070
14 <sup>7</sup> / <sub>8</sub> "	83 <sup>3</sup> / <sub>4</sub> "	10 <sup>1</sup> / <sub>4</sub> "	2	4	<b>72K8410WCBLLD</b>	1176
14 <sup>7</sup> / <sub>8</sub> "	89 <sup>3</sup> / <sub>4</sub> "	10 <sup>1</sup> / <sub>4</sub> "	2	4	<b>72K9010WCBLLD</b>	1216
14 <sup>7</sup> / <sub>8</sub> "	95 <sup>3</sup> / <sub>4</sub> "	10 <sup>1</sup> / <sub>4</sub> "	2	4	<b>72K9610WCBLLD</b>	1385

### Standard Includes

- Chassis: TFL
- Sliding door: TFL
- Finished interior, sides, bottom, and top
- Attachment hardware

### How to Specify

- ! Model
- @ Chassis material:  
LL = TFL
- 3 TFL color designator

For wall-mount or media cabinet applications only.

TFL door will match the TFL specified for the chassis. Contrasting TFL is not available.

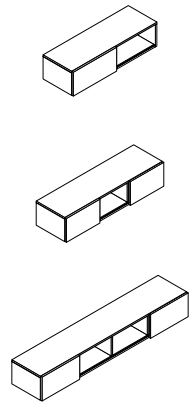
## Wall Cubbies

With Sliding Wood Door(s)

Pricing

GSA SIN 711-9

Statement of Line	See page 11.2
Planning	11.5
Pricing	11.7
Surface Materials	11.30



<i>D</i>	<i>W</i>	<i>H</i>	<i>Number of Doors</i>	<i>Number of Compartments</i>	<i>Model</i>	<i>Price</i>
14 <sup>7</sup> / <sub>8</sub> "	29 <sup>7</sup> / <sub>8</sub> "	10 <sup>1</sup> / <sub>4</sub> "	1	2	<b>72K3010WCBWD</b>	\$1280
14 <sup>7</sup> / <sub>8</sub> "	35 <sup>7</sup> / <sub>8</sub> "	10 <sup>1</sup> / <sub>4</sub> "	1	2	<b>72K3610WCBWD</b>	1320
14 <sup>7</sup> / <sub>8</sub> "	41 <sup>7</sup> / <sub>8</sub> "	10 <sup>1</sup> / <sub>4</sub> "	2	3	<b>72K4210WCBWD</b>	1457
14 <sup>7</sup> / <sub>8</sub> "	47 <sup>7</sup> / <sub>8</sub> "	10 <sup>1</sup> / <sub>4</sub> "	2	3	<b>72K4810WCBWD</b>	1575
14 <sup>7</sup> / <sub>8</sub> "	59 <sup>7</sup> / <sub>8</sub> "	10 <sup>1</sup> / <sub>4</sub> "	2	4	<b>72K6010WCBWD</b>	1749
14 <sup>7</sup> / <sub>8</sub> "	71 <sup>3</sup> / <sub>4</sub> "	10 <sup>1</sup> / <sub>4</sub> "	2	4	<b>72K7210WCBWD</b>	1841
14 <sup>7</sup> / <sub>8</sub> "	77 <sup>3</sup> / <sub>4</sub> "	10 <sup>1</sup> / <sub>4</sub> "	2	4	<b>72K7810WCBWD</b>	2023
14 <sup>7</sup> / <sub>8</sub> "	83 <sup>3</sup> / <sub>4</sub> "	10 <sup>1</sup> / <sub>4</sub> "	2	4	<b>72K8410WCBWD</b>	2144
14 <sup>7</sup> / <sub>8</sub> "	89 <sup>3</sup> / <sub>4</sub> "	10 <sup>1</sup> / <sub>4</sub> "	2	4	<b>72K9010WCBWD</b>	2160
14 <sup>7</sup> / <sub>8</sub> "	95 <sup>3</sup> / <sub>4</sub> "	10 <sup>1</sup> / <sub>4</sub> "	2	4	<b>72K9610WCBWD</b>	2461

### Standard Includes

- Chassis: wood
- Sliding door: wood with wood finish
- Finished interior, sides, bottom, and top
- Attachment hardware

### How to Specify

- ! Model
- @ Chassis material:  
**W** = Wood
- 3 Wood finish price group:  
**STD** = Group 1  
**STD2** = Group 2 (+20%)
- 4 Wood finish designator

For wall-mount or media cabinet applications only.

Finish on wood-finished door model will match the wood finish specified for the chassis. Contrasting finish is not available..

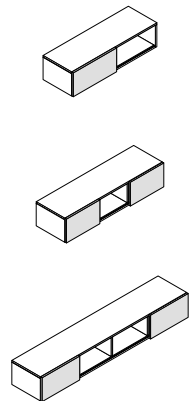
## Wall Cubbies

With Sliding Painted Wood Door(s)

Pricing

GSA SIN 711-9

Statement of Line	See page 11.2
Planning	11.5
Pricing	11.7
Surface Materials	11.30



<i>D</i>	<i>W</i>	<i>H</i>	<i>Number of Doors</i>	<i>Number of Compartments</i>	<i>Model</i>	<i>Chassis Material</i>	
						<i>TFL</i>	<i>Wood</i>
14 <sup>7</sup> / <sub>8</sub> "	29 <sup>7</sup> / <sub>8</sub> "	10 <sup>1</sup> / <sub>4</sub> "	1	2	<b>72K3010WCBPD</b>	\$649	\$1280
14 <sup>7</sup> / <sub>8</sub> "	35 <sup>7</sup> / <sub>8</sub> "	10 <sup>1</sup> / <sub>4</sub> "	1	2	<b>72K3610WCBPD</b>	669	1320
14 <sup>7</sup> / <sub>8</sub> "	41 <sup>7</sup> / <sub>8</sub> "	10 <sup>1</sup> / <sub>4</sub> "	2	3	<b>72K4210WCBPD</b>	775	1457
14 <sup>7</sup> / <sub>8</sub> "	47 <sup>7</sup> / <sub>8</sub> "	10 <sup>1</sup> / <sub>4</sub> "	2	3	<b>72K4810WCBPD</b>	842	1575
14 <sup>7</sup> / <sub>8</sub> "	59 <sup>7</sup> / <sub>8</sub> "	10 <sup>1</sup> / <sub>4</sub> "	2	4	<b>72K6010WCBPD</b>	899	1749
14 <sup>7</sup> / <sub>8</sub> "	71 <sup>3</sup> / <sub>4</sub> "	10 <sup>1</sup> / <sub>4</sub> "	2	4	<b>72K7210WCBPD</b>	972	1841
14 <sup>7</sup> / <sub>8</sub> "	77 <sup>3</sup> / <sub>4</sub> "	10 <sup>1</sup> / <sub>4</sub> "	2	4	<b>72K7810WCBPD</b>	1070	2023
14 <sup>7</sup> / <sub>8</sub> "	83 <sup>3</sup> / <sub>4</sub> "	10 <sup>1</sup> / <sub>4</sub> "	2	4	<b>72K8410WCBPD</b>	1176	2144
14 <sup>7</sup> / <sub>8</sub> "	89 <sup>3</sup> / <sub>4</sub> "	10 <sup>1</sup> / <sub>4</sub> "	2	4	<b>72K9010WCBPD</b>	1216	2160
14 <sup>7</sup> / <sub>8</sub> "	95 <sup>3</sup> / <sub>4</sub> "	10 <sup>1</sup> / <sub>4</sub> "	2	4	<b>72K9610WCBPD</b>	1385	2461

### Standard Includes

- Chassis: TFL or wood
- Sliding door: painted wood
- Finished interior, sides, bottom, and top
- Attachment hardware

### How to Specify

- ! Model
- @ Chassis material:
  - LL** = TFL
  - W** = Wood
- 3 Door paint finish designator
- 4 Wood finish price group (omit for TFL):
  - STD** = Group 1
  - STD2** = Group 2 (+20%)
- 5 Wood finish or TFL color designator

For wall-mount or media cabinet applications only.

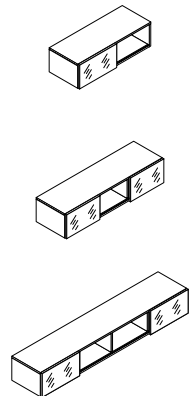
## Wall Cubbies

With Sliding Glass Door(s)

Pricing

GSA SIN 711-9

Statement of Line	See page 11.2
Planning	11.5
Pricing	11.7
Surface Materials	11.30



D	W	H	Number of Doors	Number of Compartments	Model	Chassis Material	
						TFL	Wood
14 <sup>7</sup> / <sub>8</sub> "	29 <sup>7</sup> / <sub>8</sub> "	10 <sup>1</sup> / <sub>4</sub> "	1	2	<b>72K3010WCBGD</b>	\$1387	\$1659
14 <sup>7</sup> / <sub>8</sub> "	35 <sup>7</sup> / <sub>8</sub> "	10 <sup>1</sup> / <sub>4</sub> "	1	2	<b>72K3610WCBGD</b>	1428	1708
14 <sup>7</sup> / <sub>8</sub> "	41 <sup>7</sup> / <sub>8</sub> "	10 <sup>1</sup> / <sub>4</sub> "	2	3	<b>72K4210WCBGD</b>	1586	1895
14 <sup>7</sup> / <sub>8</sub> "	47 <sup>7</sup> / <sub>8</sub> "	10 <sup>1</sup> / <sub>4</sub> "	2	3	<b>72K4810WCBGD</b>	1730	2047
14 <sup>7</sup> / <sub>8</sub> "	59 <sup>7</sup> / <sub>8</sub> "	10 <sup>1</sup> / <sub>4</sub> "	2	4	<b>72K6010WCBGD</b>	1848	2273
14 <sup>7</sup> / <sub>8</sub> "	71 <sup>3</sup> / <sub>4</sub> "	10 <sup>1</sup> / <sub>4</sub> "	2	4	<b>72K7210WCBGD</b>	1997	2386
14 <sup>7</sup> / <sub>8</sub> "	77 <sup>3</sup> / <sub>4</sub> "	10 <sup>1</sup> / <sub>4</sub> "	2	4	<b>72K7810WCBGD</b>	2197	2624
14 <sup>7</sup> / <sub>8</sub> "	83 <sup>3</sup> / <sub>4</sub> "	10 <sup>1</sup> / <sub>4</sub> "	2	4	<b>72K8410WCBGD</b>	2263	2958
14 <sup>7</sup> / <sub>8</sub> "	89 <sup>3</sup> / <sub>4</sub> "	10 <sup>1</sup> / <sub>4</sub> "	2	4	<b>72K9010WCBGD</b>	2330	3046
14 <sup>7</sup> / <sub>8</sub> "	95 <sup>3</sup> / <sub>4</sub> "	10 <sup>1</sup> / <sub>4</sub> "	2	4	<b>72K9610WCBGD</b>	2433	3263

### Standard Includes

- Chassis: TFL or wood
- Sliding door: glass
- Finished interior, sides, bottom, and top
- Attachment hardware

### How to Specify

- ! Model
- @ Chassis material:
  - LL** = TFL
  - W** = Wood
- 3 Glass pattern:
  - 202G** = Ice gloss
- 4 Door frame finish:
  - 511** = Silver satin
- 5 Wood finish price group (omit for TFL):
  - STD** = Group 1
  - STD2** = Group 2 (+20%)
- 6 Wood finish or TFL color designator

For wall-mount or media cabinet applications only.



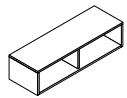
## Floor Cabinets

Pricing

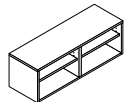
Open

GSA SIN 711-9

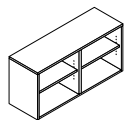
Statement of Line	See page 11.2
Planning	11.5
Pricing	11.7
Surface Materials	11.30



<i>D</i>	<i>W</i>	<i>H</i>	<i>Number of Sections</i>	<i>Model</i>	<i>TFL</i>	<i>Wood</i>
<b>10"H</b>						
14"	29 <sup>7</sup> / <sub>8</sub> "	10 <sup>1</sup> / <sub>4</sub> "	1	<b>72K3010FCBOF</b>	\$474	\$714
14"	35 <sup>7</sup> / <sub>8</sub> "	10 <sup>1</sup> / <sub>4</sub> "	2	<b>72K3610FCBOF</b>	535	793
14"	41 <sup>7</sup> / <sub>8</sub> "	10 <sup>1</sup> / <sub>4</sub> "	2	<b>72K4210FCBOF</b>	620	907
14"	47 <sup>7</sup> / <sub>8</sub> "	10 <sup>1</sup> / <sub>4</sub> "	2	<b>72K4810FCBOF</b>	662	1056



<b>14"H</b>						
14"	29 <sup>7</sup> / <sub>8</sub> "	14"	1	<b>72K3014SCOF</b>	\$718	\$927
14"	35 <sup>7</sup> / <sub>8</sub> "	14"	2	<b>72K3614SCOF</b>	778	1009
14"	41 <sup>7</sup> / <sub>8</sub> "	14"	2	<b>72K4214SCOF</b>	862	1096
14"	47 <sup>7</sup> / <sub>8</sub> "	14"	2	<b>72K4814SCOF</b>	1210	1393



<b>20"H</b>						
14"	29 <sup>7</sup> / <sub>8</sub> "	20"	1	<b>72K3020SCOF</b>	\$756	\$946
14"	35 <sup>7</sup> / <sub>8</sub> "	20"	2	<b>72K3620SCOF</b>	835	1028
14"	41 <sup>7</sup> / <sub>8</sub> "	20"	2	<b>72K4220SCOF</b>	927	1076
14"	47 <sup>7</sup> / <sub>8</sub> "	20"	2	<b>72K4820SCOF</b>	1301	1418

IMPORTANT: For floor applications only. Must be used with Stow platform base or legs.

Felt Pads  
See page 11.24.

Platform Bases  
See page 11.22.

Legs  
See page 11.23.

### Standard Includes

- Chassis: TFL or wood
- Finished interior, back, sides, and top
- One 3/4"-thick adjustable shelf in each section of 14"H and 20"H models

### How to Specify

- ! Model
- @ Chassis material:  
LL = TFL  
W = Wood
- 3 Wood finish price group (omit for TFL):  
STD = Group 1  
STD2 = Group 2 (+20%)
- 4 Wood finish or TFL color designator

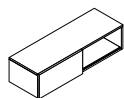
## Floor Cabinets

With Sliding TFL Door

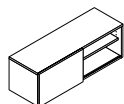
Pricing

GSA SIN 711-9

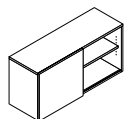
Statement of Line	See page 11.2
Planning	11.5
Pricing	11.7
Surface Materials	11.30



<i>D</i>	<i>W</i>	<i>H</i>	<i>Number of Doors</i>	<i>Number of Compartments</i>	<i>Model</i>	<i>Price</i>
<b>10"H</b>						
14 <sup>7</sup> / <sub>8</sub> "	29 <sup>7</sup> / <sub>8</sub> "	10 <sup>1</sup> / <sub>4</sub> "	1	2	<b>72K3010FCBLLDF</b>	\$506
14 <sup>7</sup> / <sub>8</sub> "	35 <sup>7</sup> / <sub>8</sub> "	10 <sup>1</sup> / <sub>4</sub> "	1	2	<b>72K3610FCBLLDF</b>	591
14 <sup>7</sup> / <sub>8</sub> "	41 <sup>7</sup> / <sub>8</sub> "	10 <sup>1</sup> / <sub>4</sub> "	1	2	<b>72K4210FCBLLDF</b>	661
14 <sup>7</sup> / <sub>8</sub> "	47 <sup>7</sup> / <sub>8</sub> "	10 <sup>1</sup> / <sub>4</sub> "	1	2	<b>72K4810FCBLLDF</b>	712



<b>14"H</b>						
14 <sup>7</sup> / <sub>8</sub> "	29 <sup>7</sup> / <sub>8</sub> "	14"	1	2	<b>72K3014SCLLDF</b>	\$714
14 <sup>7</sup> / <sub>8</sub> "	35 <sup>7</sup> / <sub>8</sub> "	14"	1	2	<b>72K3614SCLLDF</b>	838
14 <sup>7</sup> / <sub>8</sub> "	41 <sup>7</sup> / <sub>8</sub> "	14"	1	2	<b>72K4214SCLLDF</b>	938
14 <sup>7</sup> / <sub>8</sub> "	47 <sup>7</sup> / <sub>8</sub> "	14"	1	2	<b>72K4814SCLLDF</b>	1009



<b>20"H</b>						
14 <sup>7</sup> / <sub>8</sub> "	29 <sup>7</sup> / <sub>8</sub> "	20"	1	2	<b>72K3020SCLLDF</b>	\$722
14 <sup>7</sup> / <sub>8</sub> "	35 <sup>7</sup> / <sub>8</sub> "	20"	1	2	<b>72K3620SCLLDF</b>	844
14 <sup>7</sup> / <sub>8</sub> "	41 <sup>7</sup> / <sub>8</sub> "	20"	1	2	<b>72K4220SCLLDF</b>	948
14 <sup>7</sup> / <sub>8</sub> "	47 <sup>7</sup> / <sub>8</sub> "	20"	1	2	<b>72K4820SCLLDF</b>	1031

IMPORTANT: For floor applications only. Must be used with Stow platform base or legs.

TFL door will match the TFL specified for the chassis. Contrasting TFL is not available.

Felt Pads  
See page 11.24.

Platform Bases  
See page 11.22.

Legs  
See page 11.23.

### Standard Includes

- Chassis: TFL
- Sliding door: TFL
- Finished interior, back, sides, and top
- One 3/4"-thick adjustable shelf in each section of 14"H and 20"H models

### How to Specify

- ! Model
- @ Chassis material:
- LL = TFL
- 3 TFL color designator

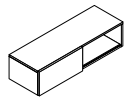
## Floor Cabinets

With Sliding Wood Door

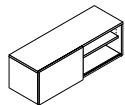
Pricing

GSA SIN 711-9

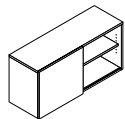
Statement of Line	See page 11.2
Planning	11.5
Pricing	11.7
Surface Materials	11.30



<i>D</i>	<i>W</i>	<i>H</i>	<i>Number of Doors</i>	<i>Numero of Compartments</i>	<i>Model</i>	<i>Price</i>
<b>10"H</b>						
14 <sup>7</sup> / <sub>8</sub> "	29 <sup>7</sup> / <sub>8</sub> "	10 <sup>1</sup> / <sub>4</sub> "	1	2	<b>72K3010FCBWDF</b>	\$878
14 <sup>7</sup> / <sub>8</sub> "	35 <sup>7</sup> / <sub>8</sub> "	10 <sup>1</sup> / <sub>4</sub> "	1	2	<b>72K3610FCBWDF</b>	1168
14 <sup>7</sup> / <sub>8</sub> "	41 <sup>7</sup> / <sub>8</sub> "	10 <sup>1</sup> / <sub>4</sub> "	1	2	<b>72K4210FCBWDF</b>	1295
14 <sup>7</sup> / <sub>8</sub> "	47 <sup>7</sup> / <sub>8</sub> "	10 <sup>1</sup> / <sub>4</sub> "	1	2	<b>72K4810FCBWDF</b>	1413



<b>14"H</b>						
14 <sup>7</sup> / <sub>8</sub> "	29 <sup>7</sup> / <sub>8</sub> "	14"	1	2	<b>72K3014SCWDF</b>	\$1100
14 <sup>7</sup> / <sub>8</sub> "	35 <sup>7</sup> / <sub>8</sub> "	14"	1	2	<b>72K3614SCWDF</b>	1468
14 <sup>7</sup> / <sub>8</sub> "	41 <sup>7</sup> / <sub>8</sub> "	14"	1	2	<b>72K4214SCWDF</b>	1629
14 <sup>7</sup> / <sub>8</sub> "	47 <sup>7</sup> / <sub>8</sub> "	14"	1	2	<b>72K4814SCWDF</b>	1783



<b>20"H</b>						
14 <sup>7</sup> / <sub>8</sub> "	29 <sup>7</sup> / <sub>8</sub> "	20"	1	2	<b>72K3020SCWDF</b>	\$1511
14 <sup>7</sup> / <sub>8</sub> "	35 <sup>7</sup> / <sub>8</sub> "	20"	1	2	<b>72K3620SCWDF</b>	2009
14 <sup>7</sup> / <sub>8</sub> "	41 <sup>7</sup> / <sub>8</sub> "	20"	1	2	<b>72K4220SCWDF</b>	2231
14 <sup>7</sup> / <sub>8</sub> "	47 <sup>7</sup> / <sub>8</sub> "	20"	1	2	<b>72K4820SCWDF</b>	2431

IMPORTANT: For floor applications only. Must be used with Stow platform base or legs.

Finish on wood door model will match the wood finish specified for the chassis. Contrasting finishes are not available.

Felt Pads  
See page 11.24.

Platform Bases  
See page 11.22.

Legs  
See page 11.23.

### Standard Includes

- Chassis: wood
- Sliding door: wood with wood finish
- Finished interior, back, sides, and top
- One 3/4"-thick adjustable shelf in each section of 14"H and 20"H models

### How to Specify

- ! Model
- @ Chassis material:  
**W** = Wood
- 3 Wood finish price group:  
**STD** = Group 1  
**STD2** = Group 2 (+20%)
- 4 Wood finish designator

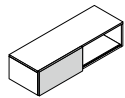
## Floor Cabinets

Pricing

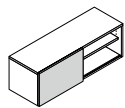
With Sliding Painted Wood Door

GSA SIN 711-9

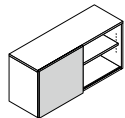
Statement of Line	See page 11.2
Planning	11.5
Pricing	11.7
Surface Materials	11.30



D	W	H	Number of Doors	Numero of Compartments	Model	Chassis Material	
						TFL	Wood
<b>10"H</b>							
147/8"	297/8"	10 1/4"	1	2	<b>72K3010FCBPDF</b>	\$605	\$878
147/8"	357/8"	10 1/4"	1	2	<b>72K3610FCBPDF</b>	708	1168
147/8"	417/8"	10 1/4"	1	2	<b>72K4210FCBPDF</b>	792	1295
147/8"	477/8"	10 1/4"	1	2	<b>72K4810FCBPDF</b>	856	1413



<b>14"H</b>							
147/8"	397/8"	14"	1	2	<b>72K3014SCPDPF</b>	\$859	\$1100
147/8"	357/8"	14"	1	2	<b>72K3614SCPDPF</b>	1006	1468
147/8"	417/8"	14"	1	2	<b>72K4214SCPDPF</b>	1126	1629
147/8"	477/8"	14"	1	2	<b>72K4814SCPDPF</b>	1211	1783



<b>20"H</b>							
147/8"	297/8"	20"	1	2	<b>72K3020SCPDPF</b>	\$866	\$1511
147/8"	357/8"	20"	1	2	<b>72K3620SCPDPF</b>	1013	2009
147/8"	417/8"	20"	1	2	<b>72K4220SCPDPF</b>	1136	2231
147/8"	477/8"	20"	1	2	<b>72K4820SCPDPF</b>	1236	2431

IMPORTANT: For floor applications only. Must be used with Stow platform base or legs.

Felt Pads  
See page 11.24.

Platform Bases  
See page 11.22.

Legs  
See page 11.23.

### Standard Includes

- Chassis: TFL or wood
- Sliding door: painted wood
- Finished interior, back, sides, and top
- One 3/4"-thick adjustable shelf in each section of 14"H and 20"H models

### How to Specify

- ! Model
- @ Chassis material:
  - LL = TFL
  - W = Wood
- 3 Door paint finish designator
- 3 Wood finish price group (omit for TFL):
  - STD = Group 1
  - STD2 = Group 2 (+20%)
- 4 Wood finish or TFL color designator

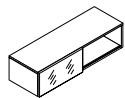
## Floor Cabinets

Pricing

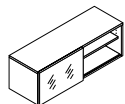
With Sliding Glass Door

GSA SIN 711-9

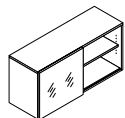
Statement of Line	See page 11.2
Planning	11.5
Pricing	11.7
Surface Materials	11.30



D	W	H	Number of Doors	Numero of Compartments	Model	Chassis Material		
						TFL	Wood	
<b>10"H</b>								
147/8"	297/8"	10 1/4"	1	2	<b>72K3010FCBGDF</b>	\$1339	\$1776	
147/8"	357/8"	10 1/4"	1	2	<b>72K3610FCBGDF</b>	1511	1971	
147/8"	417/8"	10 1/4"	1	2	<b>72K4210FCBGDF</b>	1753	2248	
147/8"	477/8"	10 1/4"	1	2	<b>72K4810FCBGDF</b>	2035	2562	



<b>14"H</b>								
147/8"	297/8"	14"	1	2	<b>72K3014SCGDF</b>	\$1441	\$2169	
147/8"	357/8"	14"	1	2	<b>72K3614SCGDF</b>	1686	2884	
147/8"	417/8"	14"	1	2	<b>72K4214SCGDF</b>	1888	3174	
147/8"	477/8"	14"	1	2	<b>72K4814SCGDF</b>	2058	3490	



<b>20"H</b>								
147/8"	297/8"	20"	1	2	<b>72K3020SCGDF</b>	\$1365	\$2219	
147/8"	357/8"	20"	1	2	<b>72K3620SCGDF</b>	1597	2885	
147/8"	417/8"	20"	1	2	<b>72K4220SCGDF</b>	1788	3175	
147/8"	477/8"	20"	1	2	<b>72K4820SCGDF</b>	1951	3492	

IMPORTANT: For floor applications only. Must be used with Stow platform base or legs.

Felt Pads  
See page 11.24.

Platform Bases  
See page 11.22.

Legs  
See page 11.23.

### Standard Includes

- Chassis: TFL or wood
- Sliding door: glass
- Finished interior, back, sides, and top
- One 3/4"-thick adjustable shelf in each section of 14"H and 20"H models

### How to Specify

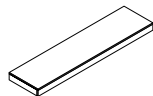
- ! Model
- @ Chassis material:
  - LL = TFL
  - W = Wood
- 3 Glass pattern/door frame finish:
  - 202G** = Ice gloss
- 4 Door frame finish:
  - 511** = Silver satin
- 4 Wood finish price group (omit for TFL):
  - STD** = Group 1
  - STD2** = Group 2 (+20%)
- 5 Wood finish or TFL color designator

## Platform Bases

Pricing

For Use with Floor Cabinets

GSA SIN 711-9



<i>D</i>	<i>W</i>	<i>H</i>	<i>Model</i>	<i>TFL</i>	<i>Wood</i>
<b>Platform Bases</b>					
18"	30"	4 1/8"	<b>72K304PLFMF</b>	\$365	\$548
18"	36"	4 1/8"	<b>72K364PLFMF</b>	385	577
18"	42"	4 1/8"	<b>72K424PLFMF</b>	404	607
18"	48"	4 1/8"	<b>72K484PLFMF</b>	427	640
18"	60"	4 1/8"	<b>72K604PLFMF</b>	448	673
18"	72"	4 1/8"	<b>72K724PLFMF</b>	472	707
18"	78"	4 1/8"	<b>72K784PLFMF</b>	515	775
18"	84"	4 1/8"	<b>72K844PLFMF</b>	562	842
18"	90"	4 1/8"	<b>72K904PLFMF</b>	622	897
18"	96"	4 1/8"	<b>72K964PLFMF</b>	679	976

Statement of Line	See page 11.2
Planning	11.5
Pricing	11.7
Surface Materials	11.30

### Standard Includes

- Finished interior, back, sides, and top
- Adjustable glides
- Attachment adhesive

### How to Specify

- ! Model
- @ Base material:
  - LL = TFL
  - W = Wood
- 3 Wood finish price group (omit for TFL):
  - STD = Group 1
  - STD2 = Group 2 (+20%)
- 4 Wood finish or TFL color designator

Floor cabinets can be combined in a variety of configurations and supported on a single platform base; overall width must match the width of the base.

## Legs

Pricing

For Use with Floor Cabinets

GSA SIN 711-9



<i>D</i>	<i>W</i>	<i>H</i>	<i>Model</i>	<i>Price</i>
<b>Set of 4 for use with 30" and 36"W Floor Cabinets</b>				
1 1/4"	1 1/4"	4"	<b>72K114SLG4A</b>	\$260
<b>Set of 5 for use with 42" and 48"W Floor Cabinets</b>				
1 1/4"	1 1/4"	4"	<b>72K114SLG5A</b>	\$323

Statement of Line	See page 11.2
Planning	11.5
Pricing	11.7
Surface Materials	11.30

### Standard Includes

- Legs: anodized aluminum

### How to Specify

! Model

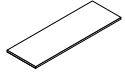
For use with Stow floor cabinets only.

## Felt Pads

For Use with Floor Cabinets

Pricing

GSA SIN 711-9



<i>D</i>	<i>W</i>	<i>H</i>	<i>Model</i>	<i>Price</i>
<b>Felt Pads</b>				
14"	30"	1/8"	<b>72K1430PDF</b>	\$200
14"	36"	1/8"	<b>72K1436PDF</b>	244
14"	42"	1/8"	<b>72K1442PDF</b>	285
14"	48"	1/8"	<b>72K1448PDF</b>	321
14"	60"	1/8"	<b>72K1460PDF</b>	392
14"	72"	1/8"	<b>72K1472PDF</b>	433
14"	78"	1/8"	<b>72K1478PDF</b>	473

Statement of Line	See page 11.2
Planning	11.5
Pricing	11.7
Surface Materials	11.30

### Standard Includes

- Pad: felt with an anti-skid backer

### How to Specify

- ! Model
- 2 Felt color designator

For use with Stow storage.



## Buffet/Media Credenzas

Pricing

GSA SIN 711-9

Statement of Line	See page 11.2
Planning	11.5
Pricing	11.7
Surface Materials	11.30

<i>D</i>	<i>W</i>	<i>H</i>	<i>Number of Doors</i>	<i>Number of Optional Locks</i>	<i>Model</i>	<i>TFL</i>	<i>Wood</i>
----------	----------	----------	------------------------	---------------------------------	--------------	------------	-------------

### 29"H Credenzas

#### With Doors

20 <sup>7</sup> / <sub>8</sub> "	48 <sup>1</sup> / <sub>4</sub> "	28 <sup>3</sup> / <sub>4</sub> "	3	2	<b>72K214829CBDR</b>	\$1551	\$2793
20 <sup>7</sup> / <sub>8</sub> "	72 <sup>1</sup> / <sub>8</sub> "	28 <sup>3</sup> / <sub>4</sub> "	4	2	<b>72K217229CBDR</b>	1804	3245
20 <sup>7</sup> / <sub>8</sub> "	90 <sup>1</sup> / <sub>8</sub> "	28 <sup>3</sup> / <sub>4</sub> "	4	2	<b>72K219029CBDR</b>	2057	3702

#### With Doors and Drawers

20 <sup>7</sup> / <sub>8</sub> "	48 <sup>1</sup> / <sub>4</sub> "	28 <sup>3</sup> / <sub>4</sub> "	3	2	<b>72K214829CBDRDWR</b>	\$1938	\$3502
20 <sup>7</sup> / <sub>8</sub> "	72 <sup>1</sup> / <sub>8</sub> "	28 <sup>3</sup> / <sub>4</sub> "	4	2	<b>72K217229CBDRDWR</b>	2254	4072
20 <sup>7</sup> / <sub>8</sub> "	90 <sup>1</sup> / <sub>8</sub> "	28 <sup>3</sup> / <sub>4</sub> "	4	2	<b>72K219029CBDRDWR</b>	2570	4640

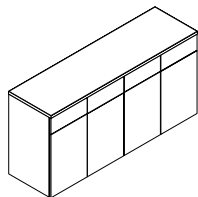
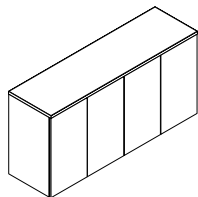
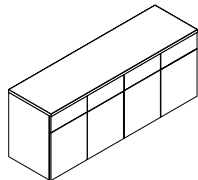
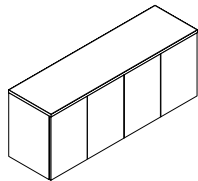
### 36"H Credenzas

#### With Doors

20 <sup>7</sup> / <sub>8</sub> "	48 <sup>1</sup> / <sub>4</sub> "	35 <sup>5</sup> / <sub>8</sub> "	3	2	<b>72K214836CBDR</b>	\$1824	\$3286
20 <sup>7</sup> / <sub>8</sub> "	72 <sup>1</sup> / <sub>8</sub> "	35 <sup>5</sup> / <sub>8</sub> "	4	2	<b>72K217236CBDR</b>	2123	3819
20 <sup>7</sup> / <sub>8</sub> "	90 <sup>1</sup> / <sub>8</sub> "	35 <sup>5</sup> / <sub>8</sub> "	4	3	<b>72K219036CBDR</b>	2421	4355

#### With Doors and Drawers

20 <sup>7</sup> / <sub>8</sub> "	48 <sup>1</sup> / <sub>4</sub> "	35 <sup>5</sup> / <sub>8</sub> "	3	2	<b>72K214836CBDRDWR</b>	\$2281	\$4122
20 <sup>7</sup> / <sub>8</sub> "	72 <sup>1</sup> / <sub>8</sub> "	35 <sup>5</sup> / <sub>8</sub> "	4	2	<b>72K217236CBDRDWR</b>	2652	4791
20 <sup>7</sup> / <sub>8</sub> "	90 <sup>1</sup> / <sub>8</sub> "	35 <sup>5</sup> / <sub>8</sub> "	4	2	<b>72K219036CBDRDWR</b>	3024	5461



Locking doors are available as an option; locking drawers are not available.

### Standard Includes

- Adjustable shelf behind hinged doors
- Non-locking doors and/or drawers
- Flat rim profile on all sides of the top
- Finished back

### How to Specify

- ! Model
- @ Chassis material:  
**LL** = TFL  
**W** = Wood
- 3 Door lock option:  
**X** = Non-locking  
**KRB** = Key random, black core (+\$69 per lock)  
**KRS** = Key random, silver core (+\$69 per lock)  
**KS** = Key specific (+\$41 per lock); specify lock cores separately  
 See page 11.6.
- 4 Wood finish price group (omit for TFL):  
**STD** = Group 1  
**STD2** = Group 2 (+20%)
- 5 Wood finish or TFL designator
- 6 Grommet option:  
**X** = No grommet  
 See page 11.26 for option designators.
- 7 Ventilation option:  
**Y** = Yes (+\$116)  
**N** = No  
 See page 11.27 for vent location(s).

# Buffet/Media Credenzas

## Factory-Installed Grommets

Pricing

GSA SIN 711-9

Statement of Line	See page 11.2
Planning	11.5
Pricing	11.7
Surface Materials	11.30

	<b>Left</b> <i>Designator Upcharge</i>	<b>Right</b> <i>Designator Upcharge</i>	<b>Left &amp; Right</b> <i>Designator Upcharge</i>	<b>Center</b> <i>Designator Upcharge</i>
<b>G1 Plastic Grommets</b>				
48"W Buffet/Media Credenza	—	—	—	<b>G1C</b> +\$66
72"W Buffet/Media Credenza	<b>G1L</b> +\$66	<b>G1R</b> +\$66	<b>G1LR</b> +\$132	—
90"W Buffet/Media Credenza	<b>G1L</b> +\$66	<b>G1R</b> +\$66	<b>G1LR</b> +\$132	—
<b>G19 Metal Grommets</b>				
48"W Buffet/Media Credenza	—	—	—	<b>G19C</b> +\$66
72"W Buffet/Media Credenza	<b>G19L</b> +\$66	<b>G19R</b> +\$66	<b>G19LR</b> +\$132	—
90"W Buffet/Media Credenza	<b>G19L</b> +\$66	<b>G19R</b> +\$66	<b>G19LR</b> +\$132	—

### Available Finishes

#### G1 Plastic Grommets:

- SL** Silver
- MB** Matte Black

#### G19 Metal Grommets:

- 405** Designer White
- 501** Platinum Metallic
- 514** Carbon Metallic
- 544** Silver Pearl

### How to Specify

1 Insert the location *and* finish designator (for grommets) in step **7** of the model number sequence as indicated on the corresponding pricing page.

Note: Specify grommet location and finish together in one step without a space between the location and the finish designators.

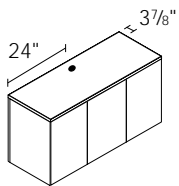
For example:

**G1LMB** = G1 grommet, left, matte black

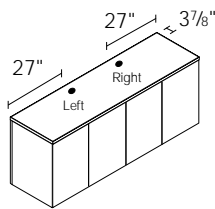
**G19R501** = G19 grommet, right, platinum metallic

**IMPORTANT:** Only the grommet locations shown in the matrix at left with a designator and price are available.

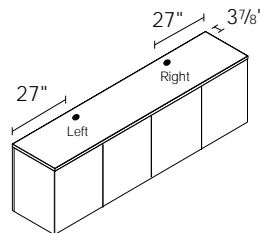
48"W Credenzas



72"W Credenzas



90"W Credenzas



Note: Dimensions listed are from the center of grommet to edge of top.

## Buffet/Media Credenzas

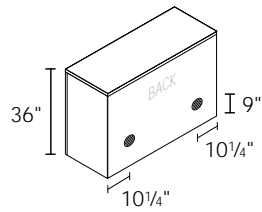
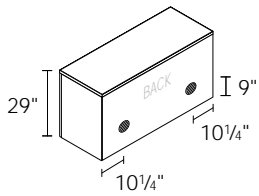
Factory-Installed Ventilation Grommets

Pricing

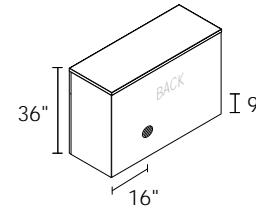
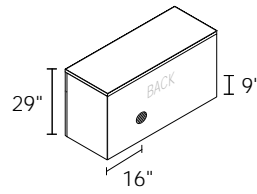
GSA SIN 711-9

Statement of Line	See page 11.2
Planning	11.5
Pricing	11.7
Surface Materials	11.30

### 48"W Credenzas with Doors

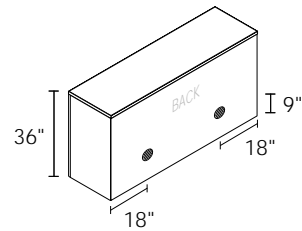
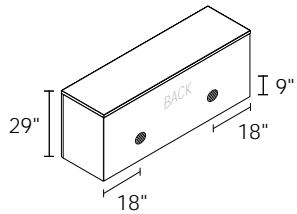


### 48"W Credenzas with Doors and Drawers

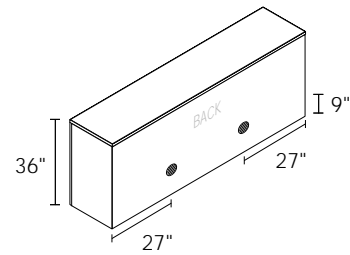
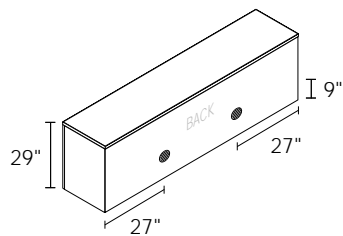


Note: A single vent is located in the double-door section of 48"W models with drawers.

### 72"W Credenzas with Doors or with Doors and Drawers



### 90"W Credenzas with Doors or with Doors and Drawers



### Available Finishes

**MB** Matte Black

### How to Specify

1 Insert "Y" in step 7 in the model number sequence as indicated on the corresponding pricing page.

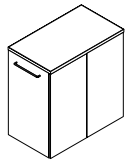
IMPORTANT: Only the locations indicated at left are available.

## Serving Carts

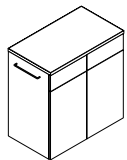
Pricing

GSA SIN 711-9

Statement of Line	See page 11.2
Planning	11.5
Pricing	11.7
Surface Materials	11.30



<i>D</i>	<i>W</i>	<i>H</i>	<i>Model</i>	<i>TFL</i>	<i>Wood</i>
<b>Two Doors</b>					
21"	36"	41"	<b>72K2136MSCDR</b>	\$2211	\$3018



<b>Two Doors and Two Drawers</b>					
21"	36"	41"	<b>72K2136MSCDRDWR</b>	\$2454	\$3353

### Standard Includes

- Adjustable shelf behind hinged doors
- Non-locking doors and/or drawers
- Flat rim profile on all sides of the top
- Four concealed, locking dual-wheel casters
- Finished back

### How to Specify

- ! Model
- @ Chassis material:
  - LL** = TFL
  - W** = Wood
- 3 Door lock option:
  - X** = Non-locking
  - KRB** = Key random, black core (+\$69)
  - KRS** = Key random, silver core (+\$69)
  - KS** = Key specific (+\$41); specify lock core separately  
See page 11.6.
- 4 Wood finish price group (omit for TFL):
  - STD** = Group 1
  - STD2** = Group 2 (+20%)
- 5 Wood finish or TFL designator
- 6 Rim finish designator (include for LL models only)

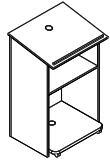
Locking doors are available as an option; locking drawers are not available.

# Lectern

## Pricing

GSA SIN 711-9

Statement of Line	See page 11.2
Planning	11.5
Pricing	11.7
Surface Materials	11.30



<i>D</i>	<i>W</i>	<i>H</i>	<i>Model</i>	<i>TFL</i>	<i>Wood</i>
<b>Open</b>					
26 <sup>3</sup> / <sub>4</sub> "	27"	47"	<b>72K2747LCO</b>	\$3267	\$4257

### Standard Includes

- Pencil catch
- Flat rim profile on all sides of the top
- Four locking dual-wheel casters

### How to Specify

- ! Model
- @ Chassis material:
  - LL** = TFL
  - W** = Wood
- 3 Wood finish price group (omit for TFL):
  - STD** = Group 1
  - STD2** = Group 2 (+20%)
- 4 Wood finish or TFL designator
- 5 Rim finish designator (include for LL models only)
- 6 Center grommet option:
  - X** = No grommet
  - G1CSL** = Silver plastic grommet (+\$66)
  - G1CMB** = Matte Black plastic grommet (+\$66)
  - G19C405** = Designer White metal grommet (+\$66)
  - G19C501** = Platinum Metallic metal grommet (+\$66)
  - G19C514** = Carbon Metallic metal grommet (+\$66)
  - G19C544** = Silver Pearl metal grommet (+\$66)

Center grommet option provides two grommets; one in the top and in the bottom of the unit.

Statement of Line	See page 11.2
Planning	11.5
Pricing	11.7
Surface Materials	11.30

See the *Kimball Surface Materials Reference Guide* at [www.kimball.com](http://www.kimball.com) for a complete overview of the Kimball materials program, including:

- Characteristics of wood
- Special wood finishes
- Customer-specified laminate (CSL)
- Customer-specified paint (CSP)
- Fabric application and colorways
- Customer's own material (COM) overview
- Alliance program
- TB133 process

**Wood**

*Applies to:*

- Stow wood surfaces

**Group 1**

- MC Amber Cherry
- CC Cordoba Cherry
- MH Mocha Cherry
- SC Sedona Cherry

- IM Brighton Maple
- TM Huntington Maple

- ES Espresso Walnut
- MW Midtown Walnut
- TW Tribeca Walnut
- UW Urban Walnut

- CO Canyon Straight Grain
- DF Driftwood Straight Grain
- YO Monterey Straight Grain
- NW Tuscan Straight Grain

**Group 2**

- CS Coco Sapele
- SS Sienna Sapele

- CZ Clear Zebrawood

Statement of Line	See page 11.2
Planning	11.5
Pricing	11.7
Surface Materials	11.30

See the *Kimball Surface Materials Reference Guide* at [www.kimball.com](http://www.kimball.com) for a complete overview of the Kimball materials program, including:

- Characteristics of wood
- Special wood finishes
- Customer-specified laminate (CSL)
- Customer-specified paint (CSP)
- Fabric application and colorways
- Customer's own material (COM) overview
- Alliance program
- TB133 process

Customer-specified laminate (CSL) is available for HPL surfaces.

See the *Surface Materials Reference Guide* at [www.kimball.com](http://www.kimball.com).

**TFL**

*Applies to:*

- Stow laminate surfaces

**Woodgrain**

- MC Amber Cherry
- CC Cordoba Cherry
- MH Mocha Cherry
- SC Sedona Cherry

- IM Brighton Maple
- TM Huntington Maple

- MW Midtown Walnut
- TW Tribeca Walnut
- UW Urban Walnut

- CO Canyon Straight Grain
- DF Driftwood Straight Grain
- YO Monterey Straight Grain
- NW Tuscan Straight Grain

- CZ Clear Zebrawood

**Solid**

- 480 Antique White
- 403 Chamois
- 462 Cinder
- 440 Cloud
- 405 Designer White
- 450 Fog
- 488 Frosty White
- 461 Graphite
- 420 Sandstone
- 425 Shadow
- 460 Storm
- 419 Wallaby

Statement of Line	See page 11.2
Planning	11.5
Pricing	11.7
Surface Materials	11.30

See the *Kimball Surface Materials Reference Guide* at [www.kimball.com](http://www.kimball.com) for a complete overview of the Kimball materials program, including:

- Characteristics of wood
- Special wood finishes
- Customer-specified laminate (CSL)
- Customer-specified paint (CSP)
- Fabric application and colorways
- Customer's own material (COM) overview
- Alliance program
- TB133 process

Customer-specified paint (CSP) is available.

See the *Surface Materials Reference Guide* at [www.kimball.com](http://www.kimball.com).

**Paint**

*Applies to:*

- Wall cubbies
- Floor cabinets

**Group 1**

- 480 Antique White
- 427 Barley
- 437 Cement
- 403 Chamois
- 462 Cinder
- 440 Cloud
- 485 Dark Chocolate
- 405 Designer White
- 453 Environmental Grey
- 459 Featherstone
- 450 Fog
- 488 Frosty White
- 461 Graphite
- 445 Moon Beam
- 416 Putty
- 420 Sandstone
- 425 Shadow
- 465 Smoke
- 460 Storm
- 429 Tantalum
- 419 Wallaby



Statement of Line	See page 11.2
Planning	11.5
Pricing	11.7
Surface Materials	11.30

See the *Kimball Surface Materials Reference Guide* at [www.kimball.com](http://www.kimball.com) for a complete overview of the Kimball materials program, including:

- Characteristics of wood
- Special wood finishes
- Customer-specified laminate (CSL)
- Customer-specified paint (CSP)
- Fabric application and colorways
- Customer's own material (COM) overview
- Alliance program
- TB133 process

**Fabric**

*Applies to:*

- Wall panels

**Kimball Panel Fabric**

Price Grades A–E

See the *Surface Materials Reference Guide* at [www.kimball.com](http://www.kimball.com) for the most up-to-date list of available panel fabric patterns.

**Kimball Seating Fabric (Upholstery)**

Price Grades 1–7

EXCEPTIONS: Not available in Dolce, Sedona, Silvertex, Chambray, Network, or Essense/Ultraleather™ patterns.

See the *Surface Materials Reference Guide* at [www.kimball.com](http://www.kimball.com) for the most up-to-date list of available seating fabric patterns.

Statement of Line	See page 11.2
Planning	11.5
Pricing	11.7
Surface Materials	11.30

See the *Kimball Surface Materials Reference Guide* at [www.kimball.com](http://www.kimball.com) for a complete overview of the Kimball materials program, including:

- Characteristics of wood
- Special wood finishes
- Customer-specified laminate (CSL)
- Customer-specified paint (CSP)
- Fabric application and colorways
- Customer's own material (COM) overview
- Alliance program
- TB133 process

**Wool Felt**

*Applies to:*

- Felt pads

- 19111 Apricot Orange
- 19103 Chive
- 19106 Cloud Blue
- 19107 Dark Blue
- 19113 Golden Rod
- 19117 Heathered Oatmeal
- 19119 Heathered Slate
- 19118 Heathered Stone
- 19105 Spinach Green
- 19112 Tango Red