

SEATING | Greer™

This price list is effective **May 17, 2019**, and supercedes all previously released versions.
Prices listed herein are effective **February 4, 2019**.

	▶ See page
Overview	7.2
Patient Recliners with Individual-Locking Casters	7.3
Patient Recliners with Individual-Locking Casters and Trendelenburg Adjustment	7.4
Patient Recliners with Central-Locking Casters	7.5
Patient Recliners with Central-Locking Casters and Trendelenburg Adjustment	7.6

GREER™

Patient Recliners Overview

Greer recliners offer three adjustment positions:

- Footrest raised (all models)
- Infinite recline degree to lay flat
- Feet higher than the head (Trendelenburg) models

Optional, black polyurethane push bar helps caregivers reposition the chair.

Optional bump guard is a protective plastic welt cord.

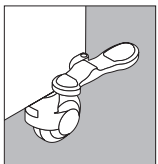
Built-in headrest offers supportive, patient comfort.

Infinite back lock allows locking the back into various positions in 1° increments.

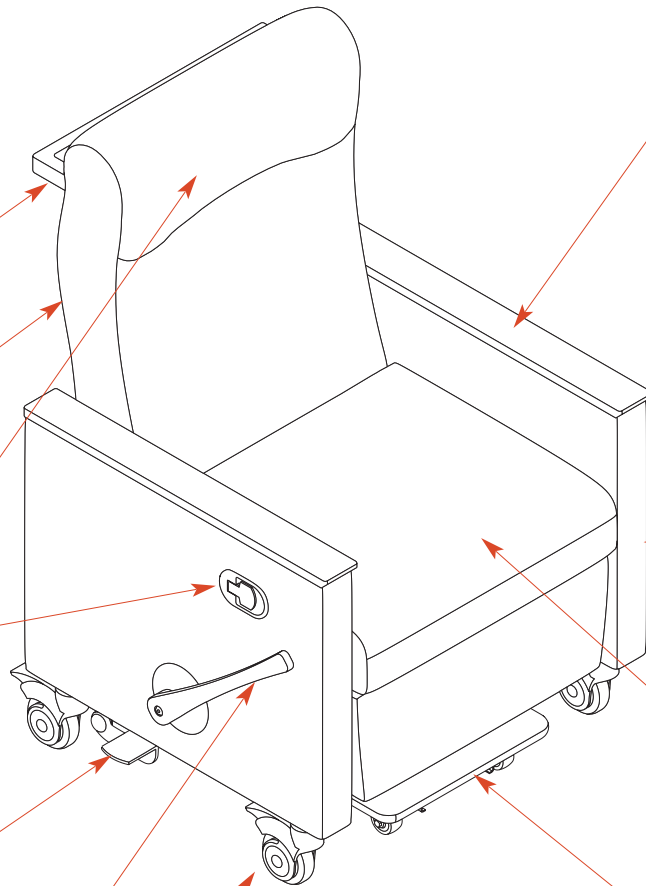
Trendelenburg models allow feet to be higher than head; paddles are located on the right side of the chair as seated.

Footrest lever allows leg rest to be extended independently of the back operation.

Grey, non-marking casters work on both hard and soft surfaces. Individual-locking, single-wheel casters are standard (not shown); central-locking, dual-wheel casters

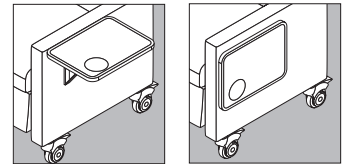


Models with grey, central-locking casters with brake are controlled from a foot pedal on the left side of the recliner (as seated).



Arm caps are available in black polyurethane, finished beech wood, and solid surface. EOS^{CU} (Cupron-enhanced EOS) biocidal solid surface arm caps are optional on solid surface arm cap model; upcharge applies.

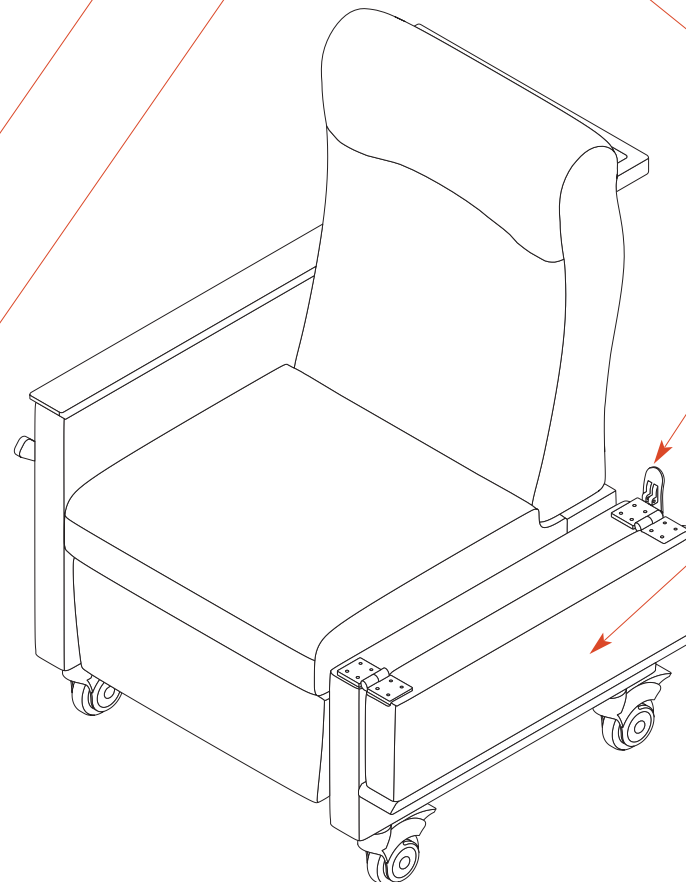
Model without arm caps is also available.



Optional fold-down tray is available on left side of recliner as seated; not available on drop-arm model.

Optional moisture barrier is available on seat cushion or on the seat and back cushions.

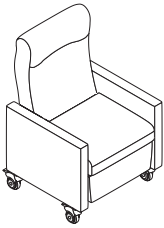
Optional pull-out footrest allows for patient to ingress and egress more easily. Footrest also can be used for comfort when recliner is in the seated position.



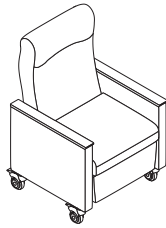
Drop-arm release unlocks the drop arm.

Drop arm, available as an option, is shown in the “down” position. Available on left arm only as seated.

Patient Recliners | Individual-Locking Casters



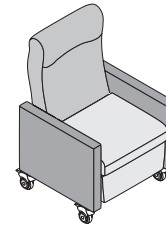
K49RILC
• No arm caps



K49RILCACP
• Polyurethane arm caps

K49RILCACW
• Wood arm caps

K49RILCACS
• Solid surface arm caps



Contrasting Fabric Key:
■ = Back fabric
■ = Base/seat fabric
■ = Arms fabric

Alliance Program	A	B	C	D	E	F	G	H	I	J	K	L	M	N	O	P	Q	R	S	T
K49RILC	\$2703	2855	2968	3083	3211	3356	3447	3604	3737	3876	4100	4548	4826	4892	4942	5014	5080	5383	5939	6043
K49RILCACP	\$2835	2987	3100	3215	3343	3488	3579	3736	3869	4008	4232	4680	4958	5024	5074	5146	5212	5515	6071	6175
K49RILCACW	\$2979	3131	3244	3359	3487	3632	3723	3880	4013	4152	4376	4824	5102	5168	5218	5290	5356	5659	6215	6319
K49RILCACS	\$3463	3615	3728	3843	3971	4116	4207	4364	4497	4636	4860	5308	5586	5652	5702	5774	5840	6143	6699	6803

In-Line	1 or COM	2	3 or COL	4	5	6	7	L7	L8	TB133	1 or COM	2	3 or COL	4	5	6	7	L7	L8
K49RILC	\$2400	2612	2733	2872	3065	3259	3460	4287	4748		▶Contact By Design for TB133.								
K49RILCACP	\$2532	2744	2865	3004	3197	3391	3592	4419	4880										
K49RILCACW	\$2676	2888	3009	3148	3341	3535	3736	4563	5024										
K49RILCACS	\$3160	3372	3493	3632	3825	4019	4220	5047	5508										

Dimensions:

Height	46"
Width	30¼"
Depth	28"
Arm height	26¼"
–with arm cap	27"
Seat height	22"
Seat width	23¾"
Seat depth	19½"
Extended length	68"

Shipping:

Weight (lbs.)	160.00
Cubic feet	37.50

Features:

- Grey, non-marking, individually locking, single-wheel casters for hard and soft surfaces
- Independent leg rest and back operation

- Built-in headrest
- Convenient and easy-to-use back recline and footrest release handles
- Arm caps in polyurethane, beech wood, or solid surface

Options:

- Drop arm with easy release for lateral patient transfer
- EOS^{CU} (Cupron-enhanced EOS) biocidal solid surface arm caps
- Moisture-barrier available on the seat or back and seat
- Fold-down tray
- Pull-out footrest
- Black polyurethane push bar
- Utility hook on left (n/a with drop arm)
- Bump guard: plastic protective welt cords
- ▶ See the Surface Materials section for finishes and fabrics.

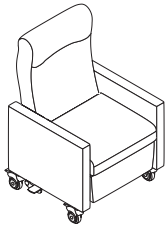
Yardage Requirements:

Model	COM	COL
K49RI**	4.6	90.8
Back	1.9	39.7
Seat & Base	1.3	26.6
Arms	2.8	55.3

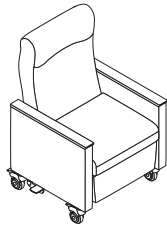
How to Specify:

- ① Model
- ② Drop arm option (omit if not applicable):
DAL = Drop arm, left (+\$100)
- ③ Back fabric grade or Alliance prefix + fabric grade
- ④ Back fabric number
- ⑤ Base/seat fabric grade or Alliance prefix + fabric grade
- ⑥ Base/seat fabric number
- ⑦ Arms fabric grade or Alliance prefix + fabric grade
- ⑧ Arms fabric number
- ⑨ Arm cap designator, if applicable (+\$643) solid surface price for EOS^{CU}

- ⑩ Moisture barrier:
X = None
MB1 = Seat (+\$112)
MB2 = Back and seat (+\$195)
- ⑪ Tray option (omit for no tray, n/a on drop-arm model):
MT = Fold-down tray (+\$252)
- ⑫ Pull-out footrest option:
Y = Yes (+\$332)
N = No
- ⑬ Push bar:
Y = Yes (+\$132)
N = No
- ⑭ Utility hook on left (n/a on drop-arm model):
Y = Yes (+\$132)
N = No
- ⑮ Bump guard:
Y = Yes (+\$34)
N = No



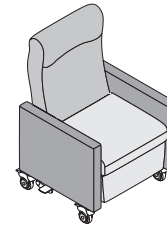
K49RILCTB
• No arm caps



K49RILCTBACP
• Polyurethane arm caps

K49RILCTBACW
• Wood arm caps

K49RILCTBACS
• Solid surface arm caps



Contrasting Fabric Key:
■ = Back fabric
■ = Base/seat fabric
■ = Arms fabric

SEATING

Alliance Program	A	B	C	D	E	F	G	H	I	J	K	L	M	N	O	P	Q	R	S	T
K49RILCTB	\$2914	3066	3179	3294	3422	3567	3658	3815	3948	4087	4311	4759	5037	5103	5153	5225	5291	5594	6150	6254
K49RILCTBACP	\$3046	3198	3311	3426	3554	3699	3790	3947	4080	4219	4443	4891	5169	5235	5285	5357	5423	5726	6282	6386
K49RILCTBACW	\$3190	3342	3455	3570	3698	3843	3934	4091	4224	4363	4587	5035	5313	5379	5429	5501	5567	5870	6426	6530
K49RILCTBACS	\$3674	3826	3939	4054	4182	4327	4418	4575	4708	4847	5071	5519	5797	5863	5913	5985	6051	6354	6910	7014

In-Line	1 or COM	2	3 or COL	4	5	6	7	L7	L8	TB133	1 or COM	2	3 or COL	4	5	6	7	L7	L8	
K49RILCTB	\$2611	2823	2944	3083	3276	3470	3671	4498	4959		▶Contact By Design for TB133.									
K49RILCTBACP	\$2743	2955	3076	3215	3408	3602	3803	4630	5091											
K49RILCTBACW	\$2887	3099	3220	3359	3552	3746	3947	4774	5235											
K49RILCTBACS	\$3371	3583	3704	3843	4036	4230	4431	5258	5719											

Dimensions:

Height	46"
Width	30¼"
Depth	28"
Arm height	26¼"
-with arm cap	27"
Seat height	22"
Seat width	23¾"
Seat depth	19½"
Extended length	68"

Shipping:

Weight (lbs.)	190.00
Cubic feet	37.50

Features:

- Grey, non-marking, individually locking, single-wheel casters for hard and soft surfaces
- Trendelenburg mechanism with foot pedal on right side; allows feet to be higher than head
- Independent leg rest and back operation

- Built-in headrest
- Convenient and easy-to-use back recline and leg rest release handles
- Arm caps in polyurethane, beech wood, or solid surface

Options:

- Drop arm with easy release for lateral patient transfer
- EOS^{CU} (Cupron-enhanced EOS) biocidal solid surface arm caps
- Moisture-barrier available on the seat or back and seat
- Fold-down tray
- Pull-out footrest
- Black polyurethane push bar
- Utility hook on left (n/a with drop arm)
- Bump guard: plastic protective welt cords
- ▶ See the Surface Materials section for finishes and fabrics.

Yardage Requirements:

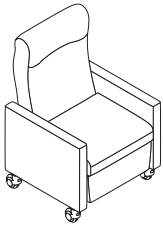
Model	COM	COL
K49RI**	4.6	90.8
Back	1.9	39.7
Base/seat	1.3	26.6
Arms	2.8	55.3

How to Specify:

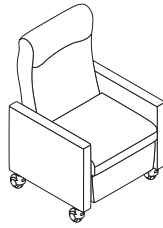
- ① Model
- ② Drop arm option (omit if not applicable):
DAL = Drop arm, left (+\$100)
- ③ Back fabric grade or Alliance prefix + fabric grade
- ④ Back fabric number
- ⑤ Base/seat fabric grade or Alliance prefix + fabric grade
- ⑥ Base/seat fabric number
- ⑦ Arms fabric grade or Alliance prefix + fabric grade
- ⑧ Arms fabric number
- ⑨ Arm cap designator, if applicable (+\$643) solid surface price for EOS^{CU}

- ⑩ Moisture barrier:
X = None
MB1 = Seat (+\$112)
MB2 = Back and seat (+\$195)
- ⑪ Tray option (omit for no tray, n/a on drop-arm model):
MT = Fold-down tray (+\$252)
- ⑫ Pull-out footrest option:
Y = Yes (+\$332)
N = No
- ⑬ Push bar:
Y = Yes (+\$132)
N = No
- ⑭ Utility hook on left (n/a on drop-arm model):
Y = Yes (+\$132)
N = No
- ⑮ Bump guard:
Y = Yes (+\$34)
N = No

Patient Recliners | Central-Locking Casters



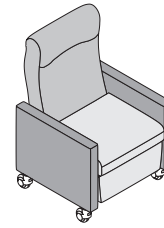
K49RCLC
• No arm caps



K49RCLCACP
• Polyurethane arm caps

K49RCLCACW
• Wood arm caps

K49RCLCACs
• Solid surface arm caps



Contrasting Fabric Key:
■ = Back fabric
■ = Base/seat fabric
■ = Arms fabric

Alliance Program	A	B	C	D	E	F	G	H	I	J	K	L	M	N	O	P	Q	R	S	T
K49RCLC	\$3724	3876	3989	4104	4232	4377	4468	4625	4758	4897	5121	5569	5847	5913	5963	6035	6101	6404	6960	7064
K49RCLCACP	\$3856	4008	4121	4236	4364	4509	4600	4757	4890	5029	5253	5701	5979	6045	6095	6167	6233	6536	7092	7196
K49RCLCACW	\$4000	4152	4265	4380	4508	4653	4744	4901	5034	5173	5397	5845	6123	6189	6239	6311	6377	6680	7236	7340
K49RCLCACs	\$4484	4636	4749	4864	4992	5137	5228	5385	5518	5657	5881	6329	6607	6673	6723	6795	6861	7164	7720	7824

In-Line	1 or COM	2	3 or COL	4	5	6	7	L7	L8	TB133	1 or COM	2	3 or COL	4	5	6	7	L7	L8	
K49RCLC	\$3421	3633	3754	3893	4086	4280	4481	5308	5769		▶Contact By Design for TB133.									
K49RCLCACP	\$3553	3765	3886	4025	4218	4412	4613	5440	5901											
K49RCLCACW	\$3697	3909	4030	4169	4362	4556	4757	5584	6045											
K49RCLCACs	\$4181	4393	4514	4653	4846	5040	5241	6068	6529											

Dimensions:

Height	46"
Width	33¼"
Depth	28"
Arm height	26¼"
-with arm cap	27"
Seat height	22"
Seat width	23¾"
Seat depth	19½"
Extended length	68"

Shipping:

Weight (lbs.)	160.00
Cubic feet	37.50

Features:

- Grey, non-marking, central-locking, dual-wheel casters for hard and soft surfaces
- Independent leg rest and back operation

- Built-in headrest
- Convenient and easy-to-use back recline and footrest release handles
- Arm caps in polyurethane, beech wood, or solid surface

Options:

- Drop arm with easy release for lateral patient transfer
- EOS^{CU} (Cupron-enhanced EOS) biocidal solid surface arm caps
- Moisture-barrier available on the seat or back and seat
- Fold-down tray
- Pull-out footrest
- Black polyurethane push bar
- Utility hook on left (n/a with drop arm)
- Bump guard: plastic protective welt cords
- ▶ See the Surface Materials section for finishes and fabrics.

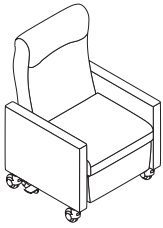
Yardage Requirements:

Model	COM	COL
K49RC**	4.6	90.8
Back	1.9	39.7
Base/seat	1.3	26.6
Arms	2.8	55.3

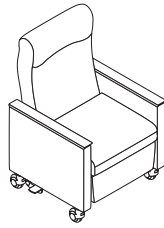
How to Specify:

- ① Model
- ② Drop arm option (omit if not applicable):
DAL = Drop arm, left (+\$100)
- ③ Back fabric grade or Alliance prefix + fabric grade
- ④ Back fabric number
- ⑤ Base/seat fabric grade or Alliance prefix + fabric grade
- ⑥ Base/seat fabric number
- ⑦ Arms fabric grade or Alliance prefix + fabric grade
- ⑧ Arms fabric number
- ⑨ Arm cap designator, if applicable (+\$643) solid surface price for EOS^{CU}

- ⑩ Moisture barrier:
X = None
MB1 = Seat (+\$112)
MB2 = Back and seat (+\$195)
- ⑪ Tray option (omit for no tray, n/a on drop-arm model):
MT = Fold-down tray (+\$252)
- ⑫ Pull-out footrest option:
Y = Yes (+\$332)
N = No
- ⑬ Push bar:
Y = Yes (+\$132)
N = No
- ⑭ Utility hook on left (n/a on drop-arm model):
Y = Yes (+\$132)
N = No
- ⑮ Bump guard:
Y = Yes (+\$34)
N = No



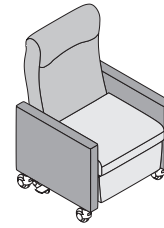
K49RCLCTB
• No arm caps



K49RCLCTBACP
• Polyurethane arm caps

K49RCLCTBACW
• Wood arm caps

K49RCLCTBACS
• Solid surface arm caps



Contrasting Fabric Key:
■ = Back fabric
■ = Base/seat fabric
■ = Arms fabric

SEATING

Alliance Program	A	B	C	D	E	F	G	H	I	J	K	L	M	N	O	P	Q	R	S	T
K49RCLCTB	\$3935	4087	4200	4315	4443	4588	4679	4836	4969	5108	5332	5780	6058	6124	6174	6246	6312	6615	7171	7275
K49RCLCTBACP	\$4067	4219	4332	4447	4575	4720	4811	4968	5101	5240	5464	5912	6190	6256	6306	6378	6444	6747	7303	7407
K49RCLCTBACW	\$4211	4363	4476	4591	4719	4864	4955	5112	5245	5384	5608	6056	6334	6400	6450	6522	6588	6891	7447	7551
K49RCLCTBACS	\$4695	4847	4960	5075	5203	5348	5439	5596	5729	5868	6092	6540	6818	6884	6934	7006	7072	7375	7931	8035

In-Line	1 or COM	2	3 or COL	4	5	6	7	L7	L8	TB133	1 or COM	2	3 or COL	4	5	6	7	L7	L8
K49RCLCTB	\$3632	3844	3965	4104	4297	4491	4692	5519	5980		▶Contact By Design for TB133.								
K49RCLCTBACP	\$3764	3976	4097	4236	4429	4623	4824	5651	6112										
K49RCLCTBACW	\$3908	4120	4241	4380	4573	4767	4968	5795	6256										
K49RCLCTBACS	\$4392	4604	4725	4864	5057	5251	5452	6279	6740										

Dimensions:

Height	46"
Width	33¼"
Depth	28"
Arm height	26¼"
-with arm cap	27"
Seat height	22"
Seat width	23¾"
Seat depth	19½"
Extended length	68"

Shipping:

Weight (lbs.)	190.00
Cubic feet	37.50

Features:

- Grey, non-marking, central-locking, dual-wheel casters for hard and soft surfaces
- Trendelenburg mechanism with foot pedal on right side; allows feet to be higher than head
- Independent leg rest and back operation

- Built-in headrest
- Convenient and easy-to-use back recline and leg rest release handles
- Knob to release the drop arm for lateral patient transfer on drop arm models
- Arm caps in polyurethane, beech wood, or solid surface

Options:

- Drop arm with easy release for lateral patient transfer
- EOS^{CU} (Cupron-enhanced EOS) biocidal solid surface arm caps
- Moisture-barrier available on the seat or back and seat
- Fold-down tray
- Pull-out footrest
- Black polyurethane push bar
- Utility hook on left (n/a with drop arm)
- Bump guard: plastic protective welt cords
- ▶ See the Surface Materials section for finishes and fabrics.

Yardage Requirements:

Model	COM	COL
K49RC**	4.6	90.8
Back	1.9	39.7
Seat & Base	1.3	26.6
Arms	2.8	55.3

How to Specify:

- 1 Model
- 2 Drop arm option (omit if not applicable):
DAL = Drop arm, left (+\$100)
- 3 Back fabric grade or Alliance prefix + fabric grade
- 4 Back fabric number
- 5 Base/seat fabric grade or Alliance prefix + fabric grade
- 6 Base/seat fabric number
- 7 Arms fabric grade or Alliance prefix + fabric grade
- 8 Arms fabric number
- 9 Arm cap designator, if applicable (+\$643) solid surface price for EOS^{CU}

- 10 Moisture barrier:
X = None
MB1 = Seat (+\$112)
MB2 = Back and seat (+\$195)
- 11 Tray option (omit for no tray, n/a on drop-arm model):
MT = Fold-down tray (+\$252)
- 12 Pull-out footrest option:
Y = Yes (+\$332)
N = No
- 13 Push bar:
Y = Yes (+\$132)
N = No
- 14 Utility hook on left (n/a on drop-arm model):
Y = Yes (+\$132)
N = No
- 15 Bump guard:
Y = Yes (+\$34)
N = No